

WEEK 16



EFL
ELITE FOOTBALL LEAGUE

2023

We're Number 1!
January 21, 2024

HOW THE WEST WAS WON!

EAST

CENTRAL

WEST

Christian McCaffrey
Chino Convicts

Chino running back, *Christian McCaffrey*, peeks and turns up-field in Week 16 action at Kingdome in Seattle. The Convicts' star rushed for over 100 yards, ran for a touchdown and caught another to lead his team to a 36-7 win over the Pilots. The Convicts clinched the West Division title for only the second time in franchise history. *(Story inside)*

NORTH


COASTAL

SOUTH



*Who was slick
in Week
Sixteen?*

**“Brylcreem” THE
EFL’S FIRST SPONSOR**




Patrick Mahomes
QB
Virden
Violators

32 of 52, 454 Yds, 5 TDs, 0 INTs.
Shredded a top 'D' in win vs Peg City.



Jack Campbell
ILB
Bruxelles
Bombers

5 T, 2 INT (0yds). Interception in 1st set
up FG and pick in 4th quashed rally.



Trailing 10-0 early in the 2nd quarter, the Derailers went for 4th & 12 from their own 23. **Tanner McKee** was sacked for an 11-yard loss by **Baron Browning**, setting up a 6-yard TD run by **Leonard Fournette** to make it 17-0 for the Bombers. This proved more than enough offence in the heavy snow in Buffalo. The Derailers' offence was stuck in the snow all game. They finished with 2 1st downs, -5 team passing yards and 29 total yards. In total control, Bruxelles helped run out the clock, with **Mitch Trubisky** attempting just 2 short passes in the 2nd half. It was Buffalo's 7th loss in a row.

02-04-2024 Highmark Stadium Temp:32 Wind:10-20 Heavy Snow Line:BRX by 9 MVP:Fournette HFA:

	1	2	3	4	Tot
2023 Bruxelles (12-4)	3	17	0	0	20
2023 Buffalo (3-13)	0	0	0	0	0

Passing

BRX: Trubisky 18/13 152 Yds Int
 BUF: McKee 17/8 28 Yds Int

Rushing

BRX: Gainwell 13/62, Fournette 25/48 TD, Foreman 4/28 TD, Trubisky 2/10
 BUF: Dillon 12/27, Johnson 6/8, Bigsby 2/4

Receiving

BRX: Godwin 4/57, Fournette 3/51, Gainwell 2/4, Wilson 2/20, Juszczuk 2/20
 BUF: Robinson 3/9, Reynolds 2/6, Gage 2/6, Woods 2/7, Fant 1/6

Defense

BRX: Karlaftis 2-Sks 3-Tk, Robinson Sk 7-Tk, Anzalone 8-Tk
 BUF: Evans 14-Tk, Sneed Int 6-Tk

Injuries

BRX: Molden 5
 BUF: Jackson 2, McCoy 2, Smith 2

Misc

BRX: Godwin F-L, Maher 2/2 FG 45 Lg
 BUF: Wilson FR, 2 1stDwn, 29 Tot Yds



In relief of an injured **Bryce Young**, back-up QB, **Desmond Ridder** engineered a 70-yard TD drive in the final 3 minutes of regulation and **Jake Moody** kicked a 27-yard game-winning FG in OT to give the Coyotes a 23-20 win. On the drive, Ridder scrambled for 12 yards on 3rd & 10 to set up his own game-tying 1-yard TD run. He also threw a 20-yard TD pass to **DeVante Parker** to spark a 17-point 4th quarter, that overcame a 20-3 deficit. The comeback spoiled the second start of the season for **Matt Stafford**, who passed for 216 yards a 3 TD passes, 2 of those to **Romeo Doubs**.

02-04-2024 Coyote Field Temp:71 Wind:0-10 Rain Line:CB by 7 MVP:Ridder HFA:ON(3)

	1	2	3	4	5	Tot
2023 New Jersey (6-10)	0	7	13	0	0	20
2023 Cobb County (9-7)	0	3	0	17	3	23

Passing

NJ: Stafford 32/25 216 Yds 3 TDs
 CB: Ridder 30/16 193 Yds TD, Young 6/2 29 Yds

Rushing

NJ: Robinson Jr. 10/23, Montgomery 8/16, Jones 5/11
 CB: Etienne 11/100, Cook 13/58, Ridder 9/54 TD, Hill 1/1

Receiving

NJ: Doubs 10/98 2 TDs, McLaurin 6/83, McKinnon 4/19, Wilson 3/13 TD, Montgomery 1/-2
 CB: Cooks 5/91, Pittman Jr. 4/32, Musgrave 4/43, Parker 3/48 TD, Cook 1/0

Defense

NJ: Floyd 2-Sks 7-Tk, Milano Sk FF 4-Tk, Newsome II 9-Tk, Diggs 8-Tk
 CB: Oluokun FF 14-Tk, Omenihu 2-Sks 4-Tk, Payne Sk 6-Tk

Injuries

NJ:
 CB: Wirfs 2, Young 2, Adams 1

Misc

NJ: Morrow FR
 CB: Ridder F-L, Moody 3/3 FG 47 Lg



28



41

Patrick Mahomes dumped off to Cam Akers for TD passes of 6 and 8 yards to top a 21-point 2nd quarter and give the Violators a 31-14 halftime lead. Both offences started strong. After Crusaders' QB, Mac Jones hit Gerald Everett for a 5-yard TD pass to pull within 3, trailing 17-14, Mahomes went to work with a 54-yard bomb to Tyreek Hill to set up the first of Akers' TDs and went long for 33 yards to Gabriel Davis to set up the second. He finished with 454 passing yards and 5 TD passes, bringing his league-leading total to 56, against the league's no.3-ranked defence.

02-04-2024 TERRORDOME Temp:65 Wind:Calm None No Line MVP:Mahomes HFA:ON(5)

	1	2	3	4	Tot
2023 Peg City (11-5)	7	7	7	7	28
2023 Virden (15-1)	10	21	7	3	41

Passing

PCC: Jones 45/28 323 Yds 4 TDs

W: Mahomes 53/32 454 Yds 5 TDs

Rushing

PCC: Barkley 13/43, Jones 1/3, Hubbard 1/3

W: Mahomes 6/32, Akers 13/25, Freeman 1/2

Receiving

PCC: Barkley 8/100 TD, Everett 8/52 TD, Aiyuk 6/87 TD, McCloud 3/62, Downs 2/19 TD

W: Hill 10/198 TD, Davis 8/143 TD, Hockenson 6/54 TD, Tonyan 3/34, Akers 3/22 2 TDs

Defense

PCC: Jones Sk 7-Tk, Ramsey 8-Tk

W: Lloyd 10-Tk, Mosley 8-Tk, Judon Sk 3-Tk

Injuries

PCC:

W: Moehrig 1

Misc

PCC: Koo 0/1 FG

W: Prater 2/3 FG 33 Lg



13



10

After 7 punts to start the game, the Pats put together a 22-play, 88-yard, 12-minute TD drive that ended with Antonio Gibson crashing into the end zone for a 7-0 lead. The Triumph responded with 0:20 left in the 1st half with a 4-yard scramble for a TD by Trevor Lawrence. Both defences stayed in control in the 2nd half, with the teams exchanging FGs before Dustin Hopkins' 32-yard attempt to win the game as time expired was blocked. In OT, Kenny Pickett was intercepted by Avonte Maddox on the first possession to set up Hopkins for another attempt from 32 yards. This time he made it.

02-04-2024 Patriot Place Temp:75 Wind:Calm Line:TCT by 6 MVP:Lawrence HFA:ON(

	1	2	3	4	5	Tot
2023 Twin Cities (12-4)	0	7	3	0	3	13
2023 Charleswood (4-12)	0	7	0	3	0	10

Passing

TCT: Lawrence 34/17 132 Yds

CHP: Pickett 14/8 68 Yds Int

Rushing

TCT: Wilson 21/105, Edwards-Helaire 9/19, Lawrence 2/12 TD

CHP: Pacheco 19/45, Dobbins 10/44, Gibson 9/19 TD, Pickett 4/13

Receiving

TCT: Lockett 6/45, Higbee 4/24, Bryant 2/11, Moore 2/18, Edwards-Helaire 2/7

CHP: Smith-Schuster 3/16, Agholor 2/11, Drake 1/3, Gibson 1/3, Kelce 1/35

Defense

TCT: Brooks 17-Tk, Barmore Sk 6-Tk, Wagner 9-Tk

CHP: Queen 8-Tk, Campbell 8-Tk

Injuries

TCT:

CHP:

Misc

TCT: Hopkins 1/2 FG 32 Lg, McManus 1/1 FG 44 Lg

CHP: Lutz 1/1 FG 36 Lg



36



7

A 1st quarter turnover on downs by the Pilots at their own 43 led to a quick Chino TD drive, keyed by **Christian McCaffrey's** 38-yard run and 8-yard TD catch for a 10-0 Convicts lead. McCaffrey continued to lead the Chino attack with a 6-yard TD run that came after **Za'Darius Smith** blocked a punt, recovered at the Seattle 15. That made it 24-0 midway through the 2nd quarter and put the game all but out of reach. The Pilots' offence reverted to early season form, unable to move the ball, apart from a 6-yard TD pass to **Michael Mayer** to open the 3rd. Chino finally clinched the West with the win.

02-04-2024 Kingdome Temp:70 Wind:Calm Line:CHI by 2 MVP:McCaffrey HFA:ON(1)

	1	2	3	4	Tot
2023 Chino (8-8)	10	17	3	6	36
2023 Seattle (5-11)	0	0	7	0	7

Passing

CHI: Goff 20/15 149 Yds 2 TDs, Mullens 1/1 14 Yds

SEA: Wentz 9/5 52 Yds

Rushing

CHI: McCaffrey 20/114 TD, Jones 8/41, Ahmed 1/4, Jackson 6/4

SEA: Hunt 17/72, Sermon 4/10, Walker III 2/8, Minshew 2/2, Lance 1/2

Receiving

CHI: Hurst 3/41, Campbell 3/25, McCaffrey 3/10 TD, Flowers 3/31 TD, Boyd 2/41

SEA: Lamb 3/55, Renfrow 2/5, Deguara 1/0, Hunt 1/1, Mayer 1/6 TD

Defense

CHI: Jarrett Sk FF Tk, Miller Sk 3-Tk, Franklin 8-Tk

SEA: White FF 14-Tk, Joseph-Day 10-Tk

Injuries

CHI: Shepard 1

SEA: Farrell Jr. 2

Misc

CHI: Jackson 1/64 KR 64 Lg, Butker 5/5 FG 48 Lg

SEA: McPherson 0/1 FG



27



24

Justin Herbert threw a dart at the goal line to **Tucker Kraft** for a TD to give the Bats a 27-10 lead early in the 4th quarter. It turned out to be the difference in the game, as the Cubs rallied to pull within 3 points with 1:16 left on a 2-yard TD pass from **Russell Wilson** to **Josh Palmer**, set up by a 70-yard punt return by **Marcus Jones**. The Cubs kicked off, forced a three-and-out and got the ball back at their own 12 with 0:50 left, but no timeout. Wilson got the Cubs to the Billtown 39 with 0:01 left on a 35-yard bomb and spike to **AJ Brown**, but **Justin Tucker** missed the 57-yard FG attempt.

02-04-2024 Iowa City Superplex Temp:74 Wind:Calm No Line MVP:Jeady HFA:ON(

	1	2	3	4	Tot
2023 Billtown (2-14)	3	17	0	7	27
2023 Iowa City (4-12)	7	0	3	14	24

Passing

BB: Herbert 36/27 247 Yds 3 TDs

ICC: Wilson 37/21 250 Yds 2 TDs Int

Rushing

BB: Snell 13/62, Harris 6/28, Jeady 3/13, Breida 1/4, Herbert 2/2

ICC: Miller 9/54, Wilson 6/32, Evans 2/20, Carter 2/4 TD

Receiving

BB: Jeady 9/135 2 TDs, Hodgins 4/42, Kraft 4/25 TD, Breida 3/6, Kincaid 2/9

ICC: Kirk 8/81, Brown 6/121 TD, Njoku 4/39, Carter 1/3, Palmer 1/2 TD, Evans 1/4

Defense

BB: Davis Sk 6-Tk, Stone 10-Tk, Surtain II Int 5-Tk, Pierre-Paul Sk 4-Tk, Vea Sk

ICC: Jewell 8-Tk, Van Ness Sk 3-Tk

Injuries

BB: Thomas 4, Wilson 2, Bryant 2

ICC: Brown 1

Misc

BB: Fairbairn 2/2 FG 50 Lg

ICC: Tucker 1/4 FG 51 Lg



34



3

The Thunder Lizards rushed for 176 yards and 4 TDs to complement a 294-yard passing day by **Josh Allen** in a 34-3 thumping of the Blue Eagles. **Tyler Allgeier** punched in TD runs of 1 and 4 yards, to open and close the scoring. Allen filled the middle with TD runs of 2 and 7 yards. **Cairo Santos** added a pair of FGs. The Blue Eagles' aggressive 4th down strategy in the 1st half did not work out, setting up a short field for a Durham TD drive and forfeiting an early chance at 3 points. **Joe Burrow** was intercepted 3 times trying to come back from a 17-0 deficit to turn it into a laugh.

02-04-2024 The Eagles Nest Temp:40 Wind:0-5 None Line:DTL by 8 MVP:Allen HFA:0

	1	2	3	4	Tot
2023 Durham (13-3)	7	10	10	7	34
2023 Scarborough (3-13)	0	0	0	3	3

Passing

DTL: Allen 37/21 294 Yds
SBE: Burrow 37/23 148 Yds 3 Int

Rushing

DTL: Allgeier 22/94 2 TDs, Allen 11/71 2 TDs, Samuel 4/10, Mayfield 2/1
SBE: Cook 13/43, Perine 2/37, Burrow 4/8

Receiving

DTL: Kupp 5/85, Samuel 4/34, Knox 4/56, Palmer 4/60, Valdes-Scantling 3/49
SBE: Landry 5/28, Mims Jr. 5/60, Cook 4/8, Robinson 3/25, Zaccheaus 3/16, Perine 2/7

Defense

DTL: Witherspoon Int 6-Tk, Burns Sk 5-Tk, Pitre Int 4-Tk
SBE: Bosa 2-Sks 10-Tk, Amos 9-Tk, Speed 8-Tk

Injuries

DTL:
SBE: Linsley 1

Misc

DTL: Santos 2/2 FG 32 Lg
SBE: Crosbv 1/1 FG 52 Lg



27



35

Duron Harmon picked off **Kirk Cousins** and returned it 49 yards for a TD to open the 3rd and put Cowtown in front 23-21. The score completed a comeback from down 21-3 to Sebastian midway in the 2nd quarter. The Swordfish bounced back on a 7-yard **Zack Moss** TD run to lead 27-23 but missed the two-point convert. A **Joey Slye** FG narrowed the Swordfish lead to 27-26 then a **Johnny Hekker** punt to the Sebastian 3 set up a **T.J. Watt** sack of Cousins for a safety to make it 28-27. Watt's late interception the set up **Jamaal Williams'** 19th TD run of the season to cap the scoring.

02-03-2024 Tillman Field Temp:32 Wind:0-5 *Internet* No Line MVP:Harmon HFA:ON(2)

	1	2	3	4	Tot
2023 Sebastian (4-12)	7	14	6	0	27
2023 Cowtown (9-7)	3	13	7	12	35

Passing

SS: Cousins 32/25 291 Yds 3 TDs 3 Int
COW: Garoppolo 25/17 208 Yds TD Int

Rushing

SS: Chubb 24/100, Williams 3/20, Moss 1/7 TD
COW: Williams 10/71 2 TDs, Murray 7/35, Garoppolo 1/6, Benjamin 1/3, Watson 1/2

Receiving

SS: Schultz 7/55 TD, Johnson 6/51 TD, Gallup 5/72 TD, Chubb 3/24, Marshall Jr. 2/34
COW: Watson 5/55, McKenzie 3/40, Lazard 3/40 TD, Ferguson 2/20, Mack 1/18, Bourne 1/

Defense

SS: Wallace Int 5-Tk, Hicks Sk 4-Tk, Washington Jr. Sk 4-Tk, Thomas Sk 3-Tk
COW: Harmon Int(TD) FF 10-Tk, Watt Int Sk 6-Tk, Smith 11-Tk, Peterson Int 1-Tk

Injuries

SS: Tuipulotu 3, Marshall Jr. 3, Jones 1
COW: Chinn 1

Misc

SS:
COW: Slye 2/2 FG 33 Lg



Bailey Zappe starred for the Spartans in his first pro start, passing for 294 yards and 2 TDs to overcome rival Brooklin and set up a Week 17 showdown for the first overall seed. Zappe leaned on **DeVonta Smith**, targeting him 9 times for 7 receptions, 126 yards and a 15-yard TD pass that gave Pickering an early 10-0 lead. **Geno Smith** countered with TD passes of 19 yards to **Mack Hollins** and 16 yards to **Drake London**, but in-between Zappe hit **George Pickens** for a 31-yard TD to hold Pickering's edge. **Greg Zuerlein** added 3 FGs, including a 57-yarder to cap the scoring.

02-04-2024 Thermopylae Stadium Temp:35 Wind:10-20 None No Line MVP:Zappe HFA:ON(

	1	2	3	4	Tot
2023 Brooklin (7-9)	0	14	0	0	14
2023 Pickering (14-2)	10	10	3	3	26

Passing

BRH: Smith 17/12 93 Yds 2 TDs
 PIC: Zappe 35/21 294 Yds 2 TDs

Rushing

BRH: Ekeler 20/132, Robinson 12/35, Smith 1/3
 PIC: Sanders 16/63, Gray 5/20, Zappe 4/8, White 5/4

Receiving

BRH: Hollins 4/40 TD, Ekeler 3/-4, London 2/32 TD, Ingram 2/20, Hyatt 1/5
 PIC: Smith 7/126 TD, White 5/36, Pickens 4/82 TD, James Jr. 3/36, Sanders 2/14

Defense


BRH: Tranquill 14-Tk
 PIC: Dunlap Sk 8-Tk, Clowney 8-Tk

Injuries

BRH: Elliott 2, McKinney 1, Jackson 1
 PIC:

Misc

BRH: Davis FR
 PIC: White F-L, Zuerlein 4/4 FG 57 Lg



Aaron Rodgers ended a 75-yard drive with a 23-yard catch-and-run to **Justin Jefferson** to give Budapest a 28-17 lead to open the 2nd half. It was Jefferson's second TD of the game and 12th of the season. The Stars stayed in control after that, picking off rookie QB, **Anthony Richardson** twice in the 2nd half. Richardson replaced **Tom Brady** in the 1st and the switch paid immediate dividends. He threw a 17-yard TD pass to **Amon-Ra St. Brown** and ran for another to put York in front 17-14. But **Stefon Diggs** gave Budapest the lead for good with a 13-yard TD catch with 0:42 left in the half.

02-04-2024 Ferenc-Liszt Int'l Temp:38 Wind:5-15 None Line:BUD by 7 MVP:Jefferson HF

	1	2	3	4	Tot
2023 York (8-8)	0	17	0	0	17
2023 Budapest (12-4)	14	7	10	6	37

Passing

YOR: Richardson 26/11 109 Yds TD 2 Int
 BUD: Rodgers 27/21 321 Yds 3 TDs 2 Int

Rushing

YOR: Richardson 13/143 TD, Henry 20/80, Scott 3/3, Burton 1/3, Williams 1/1
 BUD: Mostert 11/70 2 TDs, Patterson 9/40, Perkins 2/14, Rodgers 1/4, Ford 1/4

Receiving

YOR: St. Brown 6/69 TD, Burks 3/14, Davis 2/26, Henry 1/3, Williams 1/-1
 BUD: Diggs 11/134 TD, Jefferson 8/178 2 TDs, Achane 1/5, Yeboah 1/4

Defense

YOR: Poyer Sk FF 6-Tk, Douglas Int 8-Tk, Holcomb 9-Tk, Apple Int 3-Tk
 BUD: Jordan Sk 10-Tk, Settle Sk 3-Tk, Fitzpatrick Int 3-Tk

Injuries

YOR: Gilbert III 5, Rousseau 2, Thomas 2, Williams 2, Holcomb 1
 BUD:

Misc

YOR: Gould 1/1 FG 47 Lg
 BUD: Folk 1/1 FG 28 Lg



14



30

Josh Jacobs toted the ball 31 times for 167 yards and 2 TDs to star for Georgia. After a slow-moving 1st half, the Glads got a break when **Germaine Pratt** pounced on a **Teddy Bridgewater** fumble at the Cadillac 7. **Tua Tagovailoa** hit **Amari Cooper** for a 9-yard TD pass to make it 10-0 Georgia at halftime. The 2nd half was all Georgia, save for two big Erieau TD passes of 74 yards to **Jaylen Waddle** and 58 yards to **Tee Higgins**. **Rhamondre Stevenson's** 43-yard TD run and 2 short TD runs by Jacobs kept Georgia in front. The Glads kept the ball for 42:04 and held Erieau to 4 first downs.

02-04-2024 DeepWoods Off Col. Temp:62 Wind:0-5 Rain No Line MVP:Jacobs HFA:ON(5

	1	2	3	4	Tot
2023 Erieau (5-11)	0	0	7	7	14
2023 Georgia (11-5)	0	10	13	7	30

Passing

ERI: Bridgewater 24/14 197 Yds 2 TDs Int

GEO: Tagovailoa 29/20 243 Yds TD Int

Rushing

ERI: Harris 5/11, Bolden 2/2, Peterman 1/1

GEO: Jacobs 31/167 2 TDs, Stevenson 8/71 TD, Vaughn 1/1

Receiving

ERI: Andrews 4/20, Harris 3/5, Hines 3/6, Higgins 2/80 TD, Waddle 1/74 TD, Henry 1/12

GEO: Stevenson 6/50, Cooper 5/105 TD, Johnson 4/48, Ertz 4/33, Smith-Njigba 1/7

Defense

ERI: Houston Sk FF 5-Tk, Diggs Int 4-Tk, Crosby FF 6-Tk, Pace Jr. 8-Tk

GEO: Pratt Int 11-Tk, Smith Sk FF 2-Tk, McCloud Sk 4-Tk

Injuries

ERI: Michel 2, Holtz 1

GEO:

Misc

ERI: Bridgewater F-L

GEO: 42:04 TOP, Pratt FR, Bass 1/1 FG 44 Lg



17



15

Haason Reddick strip-sacked **Jacoby Brissett** on the game's first series and **Sauce Gardner** recovered at the Irish 14. Two plays later, **CJ Stroud** hit **Davante Adams** for an 8-yard TD pass to give LaPlata a quick 7-0 lead. **Tutu Atwell** made it 14-3 late in the 1st quarter with a 19-yard TD catch. Both defences then stepped up, with the Irish adding 2 FGs before **Greg Joseph** gave the Braves a 17-9 lead with a 45-yard FG. **Zach Charbonnet's** 1-yard TD run threatened in the 4th, but the 2-point convert failed. **DaRon Bland** picked off Stroud to give the Irish hope with 1:36 left, but the Braves' D held.

02-04-2024 Mgr.McClancy Mem St Temp:25 Wind:0-10 None No Line MVP:Reddick HFA:ON(

	1	2	3	4	Tot
2023 LaPlata (9-7)	14	0	0	3	17
2023 East Elmhurst (6-10)	3	3	3	6	15

Passing

LPB: Stroud 23/13 186 Yds 2 TDs Int

EE: Brissett 39/19 176 Yds

Rushing

LPB: Mixon 13/36, Stroud 5/14, Gibbs 2/1

EE: Huntley 13/90, Brissett 7/24, Brown 7/10, Charbonnet 6/6 TD, Watt 1/3

Receiving

LPB: Mixon 5/64, Adams 3/40 TD, Thielen 2/50, Berrios 1/6, Allen 1/7, Atwell 1/19 TD

EE: Metcalf 6/90, Moore 4/26, Jones 4/24, Granson 1/9, Brown 1/6, Skowronek 1/10

Defense

LPB: Reddick 2-Sks FF 6-Tk, Cominsky Sk 4-Tk, Watt Sk 3-Tk

EE: Ogunjobi Sk 8-Tk, Godchaux Sk 6-Tk, Parsons Sk 4-Tk

Injuries

LPB: Goedert 3, Simmons 1

EE: Knight 2

Misc

LPB: Gardner FR, Joseph 1/1 FG 45 Lg

EE: Brissett F-L, Pineiro 3/3 FG 32 Lg



WEEK SIXTEEN

STANDINGS & STATS

2023 EFL - Week 16 Standings

East	W	L	T	Pct	Stk	Pts	Ave	Opp	Ave	Diff	Home	Div	Conf
y-Bruxelles	12	4	0	.750	W4	417	26.1	288	18.0	8.1	6 2 0	4 1 0	8 3 0
Cobb County	9	7	0	.563	W5	403	25.2	401	25.1	0.1	6 3 0	4 1 0	6 5 0
New Jersey	6	10	0	.375	L3	262	16.4	319	19.9	-3.6	2 6 0	1 4 0	5 6 0
Buffalo	3	13	0	.188	L7	230	14.4	421	26.3	-11.9	2 7 0	1 4 0	3 8 0
West	W	L	T	Pct	Stk	Pts	Ave	Opp	Ave	Diff	Home	Div	Conf
y-Virden	15	1	0	.938	W3	579	36.2	228	14.3	21.9	8 0 0	4 1 0	10 1 0
z-Twin Cities	12	4	0	.750	W5	433	27.1	303	18.9	8.1	6 3 0	3 2 0	8 3 0
z-Peg City	11	5	0	.688	L1	361	22.6	313	19.6	3.0	5 3 0	2 3 0	8 3 0
Charleswood	4	12	0	.250	L3	279	17.4	407	25.4	-8.0	1 8 0	1 4 0	2 9 0
y-Chino	W	L	T	Pct	Stk	Pts	Ave	Opp	Ave	Diff	Home	Div	Conf
Seattle	8	8	0	.500	W1	314	19.6	343	21.4	-1.8	4 4 0	4 1 0	6 5 0
Iowa City	5	11	0	.313	L2	271	16.9	434	27.1	-10.2	2 7 0	2 3 0	4 7 0
Billtown	4	12	0	.250	L8	410	25.6	510	31.9	-6.3	1 7 0	3 2 0	4 7 0
Billtown	2	14	0	.125	W1	239	14.9	452	28.3	-13.3	0 9 0	1 4 0	2 9 0
North	W	L	T	Pct	Stk	Pts	Ave	Opp	Ave	Diff	Home	Div	Conf
y-Durham	13	3	0	.813	W8	491	30.7	283	17.7	13.0	5 2 0	4 1 0	9 2 0
Cowtown	9	7	0	.563	W2	376	23.5	328	20.5	3.0	4 4 0	4 1 0	7 4 0
Sebastian	4	12	0	.250	L1	316	19.8	441	27.6	-7.8	1 6 0	1 4 0	3 8 0
Scarborough	3	13	0	.188	L1	331	20.7	458	28.6	-7.9	0 8 0	1 4 0	1 10 0
South	W	L	T	Pct	Stk	Pts	Ave	Opp	Ave	Diff	Home	Div	Conf
y-Pickering	14	2	0	.875	W3	487	30.4	199	12.4	18.0	7 1 0	5 0 0	9 2 0
z-Budapest	12	4	0	.750	W1	408	25.5	299	18.7	6.8	6 1 0	2 3 0	8 3 0
York	8	8	0	.500	L1	346	21.6	384	24.0	-2.4	3 4 0	2 3 0	4 7 0
Brooklin	7	9	0	.438	L3	349	21.8	396	24.8	-2.9	4 4 0	1 4 0	5 6 0
y-Georgia	W	L	T	Pct	Stk	Pts	Ave	Opp	Ave	Diff	Home	Div	Conf
LaPlata	11	5	0	.688	W1	466	29.1	352	22.0	7.1	5 3 0	5 0 0	8 3 0
East Elmhurst	9	7	0	.563	W2	303	18.9	295	18.4	0.5	5 2 0	4 1 0	7 4 0
Erieau	6	10	0	.375	L2	281	17.6	392	24.5	-6.9	4 4 0	1 4 0	2 9 0
Erieau	5	11	0	.313	L5	323	20.2	429	26.8	-6.6	2 5 0	0 5 0	3 8 0

y-Clinched Division

z-Clinched Wildcard

	Passing	G	Att	Cmp	C%	Yds	Y/C	Lg	25	50	In	I%	Td	Td%	Sk	Rate	
1	Hurts	PIC	15	328	219	66.8	3107	14.2	50	29	1	4	1.2	25	7.6	10	117.5
2	Mahomes	VV	16	584	370	63.4	5099	13.8	75	43	3	10	1.7	56	9.6	13	116.1
3	Tagovailoa	GEO	12	396	253	63.9	3499	13.8	49	34	0	12	3.0	34	8.6	6	108.1
4	Tannehill	PCC	10	268	177	66.0	2159	12.2	57	13	0	5	1.9	18	6.7	22	105.3
5	Stroud	LPB	14	329	224	68.1	2582	11.5	43	16	0	10	3.0	21	6.4	23	100.1
6	Wilson	ICC	14	282	171	60.6	2265	13.2	67	23	0	7	2.5	17	6.0	20	95.8
7	Allen	DTL	16	483	286	59.2	3959	13.8	65	36	1	14	2.9	32	6.6	24	95.6
8	Garoppolo	COW	10	311	208	66.9	2360	11.3	57	12	1	7	2.3	14	4.5	18	95.1
9	Lawrence	TCT	16	517	323	62.5	3683	11.4	75	32	1	10	1.9	25	4.8	19	91.9
10	Young	CB	16	501	305	60.9	3851	12.6	52	24	0	15	3.0	29	5.8	28	91.7
11	Burrow	SBE	16	474	319	67.3	3009	9.4	67	19	0	15	3.2	28	5.9	20	91.1
12	Murray	ERI	10	311	211	67.8	2046	9.7	69	11	0	5	1.6	11	3.5	18	91.1
13	Smith	BRH	16	527	351	66.6	3459	9.9	50	23	0	12	2.3	24	4.6	31	90.6
14	Rodgers	BUD	16	514	321	62.5	3803	11.8	74	30	1	16	3.1	27	5.3	21	89.5
15	Goff	CHI	16	527	343	65.1	3275	9.5	57	15	0	7	1.3	18	3.4	14	88.1
16	Jones	NJ	16	394	269	68.3	2244	8.3	54	10	0	6	1.5	10	2.5	41	84.8
17	Jackson	BUF	13	409	270	66.0	2405	8.9	73	10	0	9	2.2	15	3.7	47	84.7
18	Fields	BRX	14	297	184	62.0	2222	12.1	65	22	1	10	3.4	11	3.7	22	83.2
19	Brady	YOR	16	537	337	62.8	3385	10.0	66	17	0	13	2.4	20	3.7	17	83.0
20	Brissett	EE	13	403	247	61.3	2458	10.0	79	18	0	7	1.7	13	3.2	38	82.1
21	Carr	ICC	15	299	174	58.2	2319	13.3	77	20	1	16	5.4	19	6.4	8	81.8
22	Wentz	SEA	13	301	198	65.8	1881	9.5	74	15	0	12	4.0	13	4.3	19	80.7
23	Cousins	SS	16	579	376	64.9	3639	9.7	62	22	1	19	3.3	19	3.3	51	79.7
24	Herbert	BB	16	605	385	63.6	3297	8.6	72	14	0	14	2.3	17	2.8	42	77.5
25	Pickett	CHP	16	445	264	59.3	2490	9.4	49	13	0	14	3.1	17	3.8	38	74.5

	Kick Returns	G	No	Yds	Avg	Lg	Td	Punt Returns	G	No	FC	Yds	Avg	Lg	Td			
1	Jackson	CHI	16	25	777	31.1	50	0	1	Turpin	BRX	16	40	20	619	15.5	81	0
2	Hines	ERI	16	20	764	38.2	104	3	2	Covey	YOR	16	42	11	607	14.5	86	1
3	Powell	PCC	16	29	628	21.7	38	0	3	Washington	CB	16	46	10	467	10.2	91	1
4	Williams	BUF	16	31	620	20.0	36	0	4	Carter	COW	16	34	11	404	11.9	27	0
5	Nixon	BRX	16	22	603	27.4	39	0	5	Duvernay	TCT	16	41	16	375	9.1	20	0
6	Berrios	LPB	16	21	577	27.5	47	0	6	McCloud	PCC	16	32	19	347	10.8	23	0
7	Agnew	GEO	15	22	542	24.6	45	0	7	Hines	ERI	16	35	16	342	9.8	30	0
8	Rodgers	CHP	15	18	521	28.9	51	0	8	Raymond	BUD	16	22	26	320	14.5	63	1
9	Carter	COW	16	23	501	21.8	36	0	9	Taylor	NJ	16	31	13	304	9.8	31	0
10	Haskins	SBE	16	20	478	23.9	61	0	10	Williams	SS	16	29	16	297	10.2	20	0
11	Scott	DTL	16	19	460	24.2	40	0	11	Dell	SEA	16	35	9	246	7.0	29	0
12	Scott	YOR	16	14	455	0.0	70	0	12	Reed	SBE	16	23	12	230	10.0	35	0
13	Brightwell	NJ	16	20	448	22.4	35	0	13	Berrios	LPB	16	21	27	218	10.4	17	0
14	Duvernay	TCT	16	16	435	27.2	101	1	14	Agnew	GEO	15	27	14	218	8.1	17	0
15	Sims	VV	16	16	432	27.0	48	0	15	Sims	VV	16	23	29	204	8.9	25	0
16	Gray	PIC	16	17	421	24.8	42	0	16	Jones	ICC	14	18	4	198	11.0	70	0
17	Jones	ICC	14	15	390	0.0	35	0	17	Woods	BUF	16	40	12	189	4.7	28	0
18	Washington	CB	16	20	368	18.4	29	0	18	Gray	PIC	16	23	27	176	7.7	15	0
19	Washington	BRH	16	21	337	16.0	41	0	19	Smith	CHI	16	27	6	155	5.7	21	0
20	Williams	SS	16	15	318	0.0	32	0	20	Rodgers	EE	15	12	17	118	0.0	16	0
21	Patterson	BUD	12	8	280	0.0	98	1	21	Holland	CHP	16	27	5	114	4.2	16	0
22	Mingo	SEA	16	20	237	11.9	27	0	22	Washington	BRH	16	25	11	108	4.3	16	0
23	Spears	BB	16	14	229	0.0	27	0	23	Palmer	DTL	15	11	33	98	0.0	22	0
24	Covey	YOR	16	10	192	0.0	27	0	24	Bryant	BB	16	15	14	97	0.0	15	0
25	Johnston	EE	16	11	147	0.0	22	0	25	Milne	BUD	12	10	3	90	0.0	16	0

		G	Att	Yds	Avg	Gain	10	25	50	FD	Lg	Td	Att/G	Yds/G
Rushing														
1 Henry	YOR	15	335	1475	4.4	82.7	36	0	0	77	79	13	22.3	98.3
2 Chubb	SS	16	326	1466	4.5	82.8	44	0	0	87	44	12	20.4	91.6
3 Jacobs	GEO	16	307	1337	4.4	82.1	29	0	1	68	68	8	19.2	83.6
4 Sanders	PIC	16	279	1274	4.6	83.5	33	0	0	59	32	11	17.4	79.6
5 Wilson	TCT	15	192	1171	6.1	81.3	33	1	0	56	52	12	12.8	78.1
6 Cook	SBE	16	267	1120	4.2	78.3	23	0	0	49	64	4	16.7	70.0
7 Fields	BRX	14	173	1109	6.4	80.3	46	0	0	73	56	14	12.4	79.2
8 Williams	COW	16	248	1085	4.4	83.1	29	2	1	56	55	19	15.5	67.8
9 Etienne	CB	16	204	992	4.9	68.1	29	0	0	46	88	3	12.8	62.0
10 McCaffrey	CHI	16	209	979	4.7	73.2	21	0	0	52	54	11	13.1	61.2
11 Ekeler	BRH	16	194	954	4.9	81.4	29	0	0	58	67	13	12.1	59.6
12 Dillon	BUF	16	229	937	4.1	82.1	21	0	0	59	40	5	14.3	58.6
13 Allgeier	DTL	15	201	887	4.4	80.6	20	0	0	43	27	5	13.4	59.1
14 Gibbs	LPB	16	159	857	5.4	78.6	26	0	0	42	62	5	9.9	53.6
15 Walker III	SEA	15	186	855	4.6	81.7	25	0	0	37	46	3	12.4	57.0
16 Jackson	BUF	13	145	841	5.8	72.4	30	0	0	52	74	6	11.2	64.7
17 Robinson	BRH	16	158	834	5.3	83.5	17	0	0	45	63	5	9.9	52.1
18 Pacheco	CHP	16	194	813	4.2	81.4	17	0	0	38	36	4	12.1	50.8
19 Allen	DTL	16	123	808	6.6	80.5	35	1	0	49	36	8	7.7	50.5
20 Barkley	PCC	16	236	792	3.4	78.8	16	1	0	29	39	5	14.8	49.5
21 Foreman	BRX	14	179	775	4.3	77.1	20	0	0	36	58	4	12.8	55.4
22 Jones	NJ	16	145	748	5.2	78.6	28	0	0	67	26	6	9.1	46.8
23 Mostert	BUD	15	130	710	5.5	83.8	16	0	0	36	76	6	8.7	47.3
24 Mixon	LPB	14	188	705	3.8	77.7	14	0	0	36	44	4	13.4	50.4
25 Murray	COW	13	129	704	5.5	89.1	20	1	0	28	61	1	9.9	54.2
26 Patterson	BUD	12	134	702	5.2	82.1	22	0	0	44	39	9	11.2	58.5
27 Johnson	ICC	16	131	688	5.3	84.0	18	0	0	36	53	5	8.2	43.0
28 Conner	VV	12	152	639	4.2	84.9	13	0	0	41	23	6	12.7	53.3
29 Jones	CHI	16	139	603	4.3	66.2	21	0	0	38	35	4	8.7	37.7
30 Stevenson	GEO	16	117	584	5.0	76.1	16	0	0	26	43	2	7.3	36.5
31 Kamara	PCC	13	109	551	5.1	81.7	17	0	0	25	27	3	8.4	42.4
32 Harris	ERI	16	135	500	3.7	83.7	11	0	0	26	22	3	8.4	31.3
33 Pierce	ERI	13	112	486	4.3	79.5	10	0	0	21	78	1	8.6	37.4
34 Fournette	BRX	15	137	467	3.4	76.6	8	0	0	24	22	5	9.1	31.1
35 Harris	BB	11	83	445	5.4	86.7	12	0	0	25	15	0	7.5	40.5
36 Singletary	CHP	16	94	443	4.7	81.9	15	0	0	21	27	3	5.9	27.7
37 Mahomes	VV	16	70	442	6.3	85.7	21	0	0	29	20	3	4.4	27.6
38 Hurts	PIC	15	93	441	4.7	83.9	19	0	0	40	32	10	6.2	29.4
39 Huntley	EE	9	79	427	5.4	84.8	16	0	0	28	27	2	8.8	47.4
40 Montgomery	NJ	15	131	419	3.2	81.7	5	0	0	18	29	1	8.7	27.9
41 Pickett	CHP	16	68	410	6.0	88.2	12	0	0	23	29	2	4.3	25.6
42 Akers	VV	14	109	405	3.7	81.7	8	0	0	31	22	1	7.8	28.9
43 Hall	TCT	4	69	398	5.8	81.2	14	0	0	21	58	3	17.3	99.5
44 Dobbins	CHP	11	78	379	4.9	76.9	11	0	0	19	44	2	7.1	34.5
45 Cook	CB	15	99	375	3.8	68.7	12	0	0	19	22	2	6.6	25.0
46 Brissett	EE	13	63	361	5.7	87.3	15	0	0	28	41	2	4.8	27.8
47 Young	CB	16	54	360	6.7	79.6	11	0	0	26	31	5	3.4	22.5
48 Murray	ERI	10	61	359	5.9	78.7	17	0	0	32	28	4	6.1	35.9
49 Spears	BB	16	71	356	5.0	76.1	12	0	0	23	31	2	4.4	22.3
50 Hunt	SEA	16	82	347	4.2	82.9	5	0	0	18	31	2	5.1	21.7

Receiving	G	No	Dp	Att	Rac	Yds	Avg	25	50	FD	Lg	Td	Rec/G	Yds/G
1 Jefferson	BUD 16	105	4	157	304	1560	14.9	13	1	78	64	12	6.6	97.5
2 Hill	VV 16	101	9	170	404	2007	19.9	24	2	80	75	18	6.3	125.4
3 Adams	LPB 16	99	2	151	273	1514	15.3	11	0	70	62	5	6.2	94.6
4 Brown	ICC 16	99	10	176	490	2036	20.6	27	1	83	77	19	6.2	127.3
5 St. Brown	YOR 16	97	3	156	210	947	9.8	3	0	46	56	4	6.1	59.2
6 Lamb	SEA 16	90	8	147	277	1392	15.5	19	0	64	49	8	5.6	87.0
7 Metcalf	EE 16	90	5	152	366	1305	14.5	11	0	59	79	6	5.6	81.6
8 Diggs	BUD 16	84	4	154	170	893	10.6	6	0	49	46	7	5.3	55.8
9 Jones	SS 16	83	6	126	261	885	10.7	7	0	39	62	6	5.2	55.3
10 Ekeler	BRH 16	83	3	118	515	423	5.1	0	0	18	20	3	5.2	26.4
11 McCaffrey	CHI 16	81	5	113	704	532	6.6	3	0	27	38	4	5.1	33.3
12 Cooper	GEO 16	76	4	120	300	1651	21.7	25	0	69	58	20	4.8	103.2
13 Lockett	TCT 16	75	0	124	252	939	12.5	6	0	51	47	4	4.7	58.7
14 Johnson	GEO 16	75	6	127	254	1058	14.1	9	0	58	45	9	4.7	66.1
15 Kirk	ICC 16	74	4	116	136	908	12.3	7	0	46	33	4	4.6	56.8
16 Pittman Jr.	CB 16	74	0	121	103	883	11.9	2	0	54	30	4	4.6	55.2
17 Smith	PIC 16	73	8	114	200	1123	15.4	10	0	59	35	8	4.6	70.2
18 Chase	VV 12	70	9	104	164	923	13.2	5	0	56	29	8	5.8	76.9
19 Williams	YOR 13	70	3	115	248	868	12.4	7	0	49	39	5	5.4	66.8
20 Kelce	CHP 16	70	6	132	185	744	10.6	3	0	48	35	7	4.4	46.5
21 London	BRH 16	70	6	111	235	1119	16.0	14	0	57	50	11	4.4	69.9
22 Godwin	BRX 15	69	4	105	237	937	13.6	10	0	46	52	6	4.6	62.5
23 McLaurin	NJ 16	69	4	110	174	738	10.7	3	0	38	80	2	4.3	46.1
24 Jeudy	BB 14	69	9	104	246	905	13.1	5	0	40	72	4	4.9	64.6
25 Stevenson	GEO 16	69	5	97	743	617	8.9	5	0	27	43	2	4.3	38.6
26 Smith-Schuster	CHP 16	68	4	109	115	615	9.0	1	0	38	34	4	4.3	38.4
27 Andrews	ERI 14	68	6	93	130	614	9.0	2	0	27	43	3	4.9	43.9
28 Moore	TCT 16	67	6	112	196	1027	15.3	14	1	52	75	9	4.2	64.2
29 Higbee	TCT 16	67	9	108	158	627	9.4	3	0	44	26	8	4.2	39.2
30 Evans	COW 14	66	7	102	211	846	12.8	7	1	41	51	4	4.7	60.4
31 Samuel	DTL 16	65	5	102	249	857	13.2	5	0	52	58	7	4.1	53.6
32 Waddle	ERI 16	65	5	108	314	1165	17.9	12	2	45	74	6	4.1	72.8
33 McKinnon	NJ 16	65	0	84	619	468	7.2	4	0	25	38	4	4.1	29.3
34 Cooks	CB 13	63	9	102	314	1006	16.0	11	1	48	52	6	4.8	77.4
35 Kmet	YOR 16	62	1	100	206	657	10.6	4	0	33	47	7	3.9	41.1
36 Thielen	LPB 16	62	0	90	154	674	10.9	3	0	40	39	6	3.9	42.1
37 Gage	BUF 13	61	2	100	74	467	7.7	0	0	25	19	2	4.7	35.9
38 Flowers	CHI 15	61	6	98	220	789	12.9	5	0	42	57	7	4.1	52.6
39 Peoples-Jones	SS 16	60	0	91	168	995	16.6	12	1	45	50	2	3.8	62.2
40 Lazard	COW 14	59	7	84	231	765	13.0	5	0	39	57	4	4.2	54.6
41 Barkley	PCC 16	58	2	94	683	525	9.1	3	0	25	45	3	3.6	32.8
42 Ingram	BRH 16	58	4	85	105	561	9.7	1	0	32	32	4	3.6	35.1
43 Schultz	SS 14	58	6	98	69	436	7.5	0	0	18	19	3	4.1	31.1
44 Aiyuk	PCC 16	57	2	95	125	818	14.4	6	0	47	40	9	3.6	51.1
45 Hollins	BRH 16	56	2	78	136	638	11.4	5	0	30	37	2	3.5	39.9
46 Woods	BUF 16	56	8	96	158	599	10.7	4	0	28	49	4	3.5	37.4
47 Boyd	CHI 16	55	1	88	88	640	11.6	3	0	33	33	2	3.4	40.0
48 Higgins	ERI 16	52	4	97	145	606	11.7	2	1	31	58	5	3.3	37.9
49 Kamara	PCC 13	52	3	76	519	431	8.3	2	0	24	29	3	4.0	33.2
50 Jones	EE 15	52	7	87	75	545	10.5	3	0	29	44	1	3.5	36.3



AROUND THE



With Spats McChad

DUE TO ONGOING LITIGATION, 'AROUND THE EFL WITH SPATS McCHAD' IS TEMPORARILY UNAVAILABLE. IN ITS PLACE, EFL NEWSLETTER BRINGS YOU 'TUESDAY MORNING QUARTERBACK' BY PETER PRINCE, COURTESY OF NORTH AMERICA TODAY.



**N.AMERICA
TODAY**

TUESDAY MORNING QUARTERBACK



By PETER PRINCE AND THE TMQB STAFF

INSIDE MY ALL-PRO NOTEBOOK – SPECIAL TEAMS

INSIDE WEEK 16 – PLAYOFFS COMING INTO SHARPER FOCUS, WEEK 17 FORECAST

The most overlooked platoon on any roster is special teams. When we think of great teams, we think of those with great offences and great defences. Casual football conversation does not usually turn to which team has the best punter, the best gunner, the best long snapper or the most reliable holder. Kickers occasionally make the grade. All fantasy teams have a kicker. Kickers have their moments in the sun and under the storm clouds, depending on what they have done for their teams lately. But even kickers are becoming afterthoughts as the state of the kicking art reaches new heights of accuracy and distance. Virtually all EFL kickers have the physical tools and technique to routinely kick long distances. It is what is between the ears that more often distinguishes one kicker from another. Can they make the big kick under pressure? Sometimes returners will enter the conversation. But with new rules designed to reduce the number of kick returns and punters also progressing on pace with their place-kicking brethren and forcing more fair catches, the return game is not what it used to be in the days of Devin Hester and Billy “White Shoes” Johnson. All these functions fall under the heading, “Special teams.” And because they are “special,” they deserve special attention from every coaching staff. Ask any football professional the importance of special teams and some will say they are equally as important as a great defence. I recall many years ago, during a

visit to Corn Kings training camp, their special teams coach at the time, Mike “Moose” McMuggery, telling me:

“Special teams are the most important thing. These guys gotta execute with precision every single time. Look what happens to your offence and defence when you mess up an easy field goal or let a guy score on you. They get deflated. Then they make mistakes. Look what happens when your guy returns a punt for big time yardage or a touchdown! The offence gets pumped up! Heck, you did most of their work for ‘em! I don’t care how good your quarterback is. If the special teams aren’t there, you’re not winning many games.”

I wouldn’t go that far, but the now retired Corn Kings coach makes some good points that are just as relevant today as they were in the league’s formative years. Picking All Pros on special teams is a serious endeavour. Here is who I think are in the running:

Placekicker

This is the star of all special teams units. Or the goat, if his kick sails wide right. (I mean “goat” in the old sense of the word. At some point, “goat” turned from being the slang term for an athlete who failed miserably in a critical moment, to the “Greatest Of All Time”) A great placekicker is worth his weight in gold. Ask the Cubs, who have had Justin Tucker as their kicker for the past seven season. But the placekicking GOAT looks to be heading out to pasture, judging from the incredible numbers being posted in the kick leader column in 2023.

Jake Moody

Arguably the most impressive rookie on the Coyotes – all due respect to Bryce Young. In an era when the extra point is no longer automatic, Moody is “Mr. Automatic” in that area, hitting on all 42 of his extra tries. Add in a better than 90% field goal percentage, a season record-tying long kick of 60 yards, and three game-winning field goals, and you have a worthy recipient of Tucker’s golden boot.

Brett Maher

The Bombers’ kicker gets plenty of action and he has delivered on 33 of 36 field goal attempts so far. That is good for a better than 90% success rate and the most points in the league. He also has three “critical kicks” to his credit – two game-winners and a game-tying kick to force overtime. Maher fits well on a team of over-achievers.

Jason Myers

If he wasn’t on the Cadillac, more people would be talking about the league’s only perfect kicker. Myers has made all 32 of his extra point attempts and all 33 of his field goal tries. His lack of high leverage testing has some observers reluctant to crown him, but he did kick the game-winner in the Cadillac’s shocking upset of Pickering.

Ka’imi Fairbairn

The fact that he is on the Bats guarantees most voters will ignore him. He hit on all his extra points, but there were only 20 of those on a team that struggled to find the end zone from week-to-week. The Bats also struggled to cross mid-field, which resulted in a 60-yard long and a league-high 10 field goals from over 50 yards.

Punter

The position is not the difference-maker it once was when Ray Guy was drafted in the first round by the Oakland Raiders in 1973. The game is vastly different today. Field position battles still occur, but not as frequently. Like place-kickers, modern punters have evolved to the point when there a dozen “Ray Guys” sprinkled throughout rosters today. The ability to hit a “coffin corner” is still highly prized, but the punter’s major calling card today is height, not length. Inducing a fair catch, or allowing gunners to get in place, is the goal of today’s punter.

Tommy Townsend

If the hallmark of a great punter is his ability to place the ball inside the twenty, kick it long when needed, and limit returns, the Glads' punter fits the bill of this year's greatest punter. Townsend leads the league in gross length, at 51.2 yards per punt, net length, at 46.3 yards per punt, and kicks plopped inside the twenty, with 27.

Bryan Anger

He got plenty of action on the Bats, which makes it almost unfair to compare. But in fairness, he needed to be on his game on a team with such a feeble offence. He delivered, with a net of 43.8 yards per punt, second best, and an equally impressive gross average of 49.5, reflecting his consistent length. Bad teams need good punters!

Michael Dickson

Another Cadillac kicker makes the grade. Had his team's defence been more consistent, maybe his accuracy would have made more of a difference. Dickson dropped a league-high 37 punts inside his opponent's twenty and surrendered a second-best 6.6 yards per return in 80 boots. The punter did all he could on a struggling team.

Kick Returner

With so many incentives to not return a kickoff baked into the rules, it is surprising that we have good candidates.

Nyheim Hines

Three touchdown returns for the offence-starved Cadillac speak for themselves. An average of 38 yards per return speaks for itself. It's a lock.

Justin Jackson

A 31-yard average over the most kick returns in the league makes for a very solid runner up for the Convicts.

Keisean Nixon

Not a game-breaker, but a rock of consistency for the Bombers, averaging 27.4 yards per return in 22 returns.

Punt Returner

Going up against the new and improved punter of today are a few nifty and gritty returners who refuse to be intimidated by ultra high trajectory and the full-speed convergence of opposing gunners. Returning punts is a dying art but today's practitioners are worthy of recognition even more because of it.

Britain Covey

He gets my nod for first team all-pro for his 86-yard punt return touchdown return that put the nail in Brooklin's coffin in Week One. It set the tone for the year. Reluctant to fair catch, he sought every opportunity to carry the ball and did so at an impressive rate of 14.5 yards per return.

KaVontae Turpin

There are some fringe kick returners in the league who will not retain their roster spots because they cannot hope to match Turpin's astonishing punt return average of 15.5 yards. Turpin fielded more punts than anyone and was consistently damaging almost every time. The only thing he didn't do was take one to the house.

Montrell Washington

His four fumbles dog his candidacy for all-pro recognition but take them away and revealed is a dogged returner with moves galore. The Coyotes' secret weapon returned more punts than anybody this year for an average of

more than 10 yards per return. What's more is that he had a game-tying TD late in the game against the Triumph.

Gunner

This position has been referred to by many other names over the years, but the current nomenclature fits. This is the guy who "guns" for the opposing returner, protects against other gunners or, occasionally, is sent like a kamikaze to block a punt or kick. These are the guys who rarely see snap time but play a critical role nonetheless.

Jeremy Reaves

He saw 23 snaps at safety on a Glads team with a lot of depth at the position, showing his versatility. He had five tackles in one game against East Elmhurst in a dual role back in Week 8. 21 special tackles is a good number, but his value lies in his ability to take out more than more blocker, setting up his teammates for success.

Josh Metellus

He sees some snaps at safety on defence-starved Seattle, but his value comes from his 23 special teams tackles and his "first man on scene" calling card that helped limit opponents to an even 9 yards per return.

Kenny Yeboah

As starting fullback, he saw plenty of action in the North Stars' old-style pro set and moonlighted as a gunner. Budapest struggled in coverage, but when a play was made, Yeboah was there making stops and forcing fumbles.

Stanley Morgan

York had one of the better punt return coverage units in the league and Morgan was the main reason. His 33 special teams tackles is impressive and his forced fumble set up the game-winning touchdown against Buffalo.

Long Snapper

Snapping the ball long distances from between one's legs accurately and consistently is more difficult than it looks. It is even more so when a 300 lbs defensive tackle is breathing down your neck. The best long snappers go unnoticed and underappreciated – except by holders, punters and, of course, coaches.

Cal Adomitis

If you haven't heard of this young Bomber talent, it's because he's very good at what he does. "I know that between Cal and Cam (punter and holder Cameron Johnston) the ball is going to be exactly where I need it to be on time," kicker, Brett Maher is reported to have said when asked about the secret of his success this year.

Christian Kuntz

You may have heard of Georgia's long snapper, as he suited up at linebacker in training camp and sacked Kirk Cousins in a pre-season game. "Didn't like it one bit," holder and All Pro punter candidate Tommy Townsend told TMOB. "He's too valuable to get injured playing linebacker!" Tyler Bass, who is having a good year, agrees.

One Week Left – It's Already Pre-Season for Some

The final week of the regular season will feature a mere handful of meaningful games. Only one playoff spot remains in question. The Corn Kings control their destiny after storming back twice to beat the Swordfish this week. They face their principal rival, Durham in the final week, hoping to secure the second wildcard with a win. The Thunder Lizards will reportedly dress all their starters in a bid to steal the number one seed from Pickering. If Durham wins and Budapest beats the Spartans, the Lizards will snatch the home field through the playoffs.

That would put LaPlata in play to snare the second wild card if they beat the Gladiators. I am told that Dave Birdsall will be starting Marcus Mariota to keep Tua fresh and healthy for the playoffs. The stars are aligning for a Braves post-season entry, which would be great for their new fans and great for the league.

The Crusaders got schooled by Virden this week, 41-28. Patrick Mahomes threw five TD passes and 454 yards, putting him at 56 touchdown passes and over five thousand yards on the year. Lance Barrate is letting his quarterback loose, ensuring there is no doubt about the winner of this year's offensive MVP award. This wasn't the Cubs' defence he tore apart; this was the Peg City defence, one of the league's best. They did not have a good game this week but can redeem themselves by stopping Trevor Lawrence and the Triumph in the final week. A win for Peg City and they will host the wildcard game. A loss and the first round starts in Minneapolis.

On the west coast the Convicts put away the pesky Pilots to finally secure the West Division. Their best offensive player stepped up and made sure of it. Christian McCaffrey rushed for over one hundred yards and crossed into the end zone twice to lead a solid offensive team effort. The defence dominated, holding Seattle to 151 yards of total offence and six first downs. The Pilots' offence reverted to early season form, or the Convicts' defence was inspired to great effort – take your pick. The game was not close and erased any doubt that Chino is the best the west has to offer this year. Are they good enough to do damage in the playoffs? You can never count out a team coached by Rob Nazar, with talent like McCaffrey on the roster, but they face an uphill climb.

The Gladiators clinched the South Division this week. They beat last year's division winner, Erieau, 30-14 to make it official. The game was as one-sided as the score. Georgia was in full control throughout sixty minutes. Josh Jacobs carried the ball over thirty times for 167 yards and two touchdowns. This was just the second division title for Dave Birdsall's franchise. The last and only time they topped their division was in 2011, when they finished two games in front of Scarborough. I was surprised by this fact. The Gladiators have fielded many competitive teams over the years. Spending years behind Aurora at their height did not help their legacy.

The Braves cannot win their division, but they can still squeeze into the post-season after defeating East Elmhurst 17-15. It is hard to win games in this league and LaPlata is proving that. But they find ways to win. This week their unsung defensive superstar, Haason Reddick provided the twist that allowed the Braves to overcome an underwhelming offensive performance. His sack and forced fumble of Jacoby Brissett on the game's opening drive set up a short and quick two-play touchdown drive. The big play knocked the Irish out of rhythm. It took them until the fourth quarter to regain their footing and find the end zone. By then it was too late.

Fans in Cobb County are holding their breath after sensational rookie quarterback Bryce Young went down in the first quarter with what is being initially diagnosed as a strained meniscus. Let's hope that it is not a tear. The number one overall pick has given Coyotes fans much to cheer about in his rookie season, even if making the playoffs was likely never in the cards. This gave back-up Desmond Ridder a chance to show his stuff and he showed well. Ridder threw a touchdown and ran for another in their 23-20 overtime win over New Jersey. Ridder's mobility out of the pocket was one of the big surprises for many. It looks like the Coyotes are in good shape at the most important position in the game going forward.

The debate over who is the most dominant wide receiver in the game today rages around two familiar names: Tyreek Hill is seen as almost superhuman. He possesses elite explosiveness, speed and the raw power of a running back. It is hard to argue against these facts, but his detractors point to his quarterback and the elite receivers around him as a factor in his great success. From a craft point of view, it is equally hard to argue that Justin Jefferson is not the best route runner with the best hands in the game. Being where the quarterback needs you to be and simply catching the ball is the essence of the position. I can't decide – they are both great.

BUG THE BOOKIE!

JIMMY THE GEEK GIVES YOU HIS PICKS
FOR WEEK SEVENTEEN EFL ACTION

Your source for fantasy and on-line betting solutions



RECORD VS THE SPREAD AFTER WEEK 16:

116-65-11

Jimmy's WEEK SEVENTEEN PICKS

BUFFALO @ NEW JERSEY (line – WRECKING BALLS by 7)

INJURIES: Buffalo – Kadarius Toney (QUESTIONABLE), Aaron Donald (DOUBTFUL), Lamar Jackson (OUT), Erik McCoy (OUT), Donovan Smith (OUT); New Jersey – Arik Armstead (QUESTIONABLE), Keenan Allen (OUT).

The extreme weather in Buffalo the past three weeks has not helped the Derailers' offence, but 13 points in twelve quarters is a clear sign that the Tanner McKee Era in Upstate New York cannot end soon enough. Buffalo hit a historic low, generating just two first downs and a net of 29 yards of offence in a loss to Bruxelles last week. On the other side, the Wrecking Balls are in disarray and long out of playoff race. The Daniel Jones experiment has been an obvious failure and the inability of Matt Stafford to stabilize the ship is disconcerting. Both teams are playing for draft position at this stage, but for New Jersey, finishing with a win against their weak intra-State rival is a necessity to arrest the downward spiral of morale and set the stage for next season. **PICK: NEW JERSEY**

COBB COUNTY @ BRUXELLES (line – BOMBERS by 7)

INJURIES: Cobb County – Payton Turner (DOUBTFUL), Tre'Davious White (DOUBTFUL), Calijah Kancey (QUESTIONABLE), Jamal Adams (OUT), Tristan Wirfs (OUT). Bryce Young (OUT); Bruxelles – Marcus Maye (DOUBTFUL), Greg Dulcich (OUT), Elijah Molden (OUT).

The Coyotes can be proud of what they have accomplished this season with a rookie quarterback at the helm. Missing the playoffs is a disappointment for some fans but given the calibre of the runners-up to Virden in the Central Division, the surprising dominance of the Bombers, and the five early weeks needed for Bryce Young to acclimatize himself to the pros, the chance for a 10-win season is impressive. The Bombers have nothing official to play for in the final week; they have the division wrapped up and cannot improve their overall seeding. Expect some of their key starters, including Justin Fields, to take a week off, or at most play limited reps in this contest. This presents an opportunity for Coyote back-up Desmond Ridder to show what he can do. **PICK: COBB COUNTY**

CHARLESWOOD @ VIRDEN (line – VIOLATORS by 19)

INJURIES: Charleswood – David Ojabo (PROBABLE), Juju Smith-Schuster (PROBABLE), Jalen Carter (DOUBTFUL), Jordan Davis (OUT), Tevin Jenkins (OUT); Virden – Keaton Mitchell (PROBABLE), Malik Hooker (DOUBTFUL), Darius Phillips (DOUBTFUL), Tre'von Moehrig (OUT), Chris Olave (OUT), Marcus Peters (OUT).

The Violators have everything wrapped up that they need to enter the playoffs in a strong position. All the same, Patrick Mahomes is expected to get the start for the purpose of taking aim at sixty TD passes on the season. That would not only cement the offensive MVP but establish a historical legacy as the only player to reach that milestone after Drew Brees' never-to-be-broken 73-TD pass season in 2012. An injury to Mahomes in an otherwise meaningless game would be a disaster, but the Violators are not the kind of team to back down from history. The Patriots are playing hard to end the year. They have lost two games in a row to good teams by identical 13-10 scores. The 'D' has been good, but the lack of offence will not improve against dominant Virden. **PICK: VIRDEN**

TWIN CITIES @ PEG CITY (line – TRIUMPH by 1)

INJURIES: Twin Cities – Josh Sweat (PROBABLE), Juan Thornhill (PROBABLE); Peg City – None.

This is the first and only meaningful game for the playoff race in in the Pacific Conference in Week 17. Both teams will face each other in the wildcard round but this contest will determine where the game is played. The Crusaders, by virtue of their Week 9 win over the Triumph, can clinch the homefield with a win. Twin Cities, by virtue of their better record, can secure the home field with a win. Despite losing in their previous match-up, the Triumph are favoured slightly on the road here. This is due to their power ranking edge and the bet that the Triumph are going to take better control of the ball than they did in Week 9, or at least take the ball away

from a Peg City team that has given it away more than any other playoff team. Trevor Lawrence is proving to be a gamer, a dark horse MVP candidate despite not piling up great numbers. Plus, the Triumph have the organizational pedigree. **PICK: TWIN CITIES**

BILLTOWN @ CHINO (line – CONVICTS by 9)

INJURIES: Billtown – Austin Bryant (OUT), Mecole Hardman (OUT), Marco Wilson (OUT), Michael Thomas (IR); **Chino** – Darnell Mooney (DOUBTFUL), Godwin Igwebuike (OUT), Darnell Savage (OUT), Sterling Shepard (OUT).

Chino finally notched just their second division title in franchise history by slapping around the Pilots last week. This low number is surprising, given they have won a championship and will have made 11 playoff appearances in 17 seasons once the quarter finals start two weeks from now. This week they hope to avoid becoming just the second team to win a division with an under-500 record. This may not be important to the Convicts' brain trust, but the symbolic implications of entering the post-season with a losing record, coupled with the stigma of a loss to the lowly Bats, would be demoralizing. Billtown is interested in a win here to improve their lottery position after surviving a late push to beat the Cubs last week. Unlike Iowa's, the Convicts' defence should hold serve for the offence. **PICK: CHINO**

SEATTLE @ IOWA CITY (line – CUBS by 3)

INJURIES: Seattle – Dawuane Smoot (PROBABLE), Kenneth Walker III (PROBABLE), Neil Farrell Jr. (OUT), Carson Wentz (OUT); **Iowa City** – Michael Carter (PROBABLE), Myles Murphy (QUESTIONABLE), Keannu Benton (DOUBTFUL), Tre Brown (OUT), Jaylon Johnson (OUT), (OUT), Roschon Johnson (OUT).

At eight and counting with one week to go, the Cubs own the league's longest current losing streak. Yet, they are favoured against a Pilots' team that has come face-to-face with harsh reality the past two weeks and which is missing Carson Wentz. The line only makes sense if you subscribe to the belief that the Cubs are better than their record and have been incredibly unlucky since their 4-4 highwater mark. Ironically, their last win came against Seattle. That game was a true barnburner; Wentz threw four TD passes against the ghastly Iowa defence, but Derek Carr threw five against a Pilots' defence missing Marshon Lattimore. With the other four-win teams in tough, the Cubs cannot risk winning lest they lose top lottery position. Yet, it's theirs to lose against crummy Seattle. **PICK: IOWA CITY**

COWTOWN @ DURHAM (line – THUNDER LIZARDS by 10)

INJURIES: Cowtown – Jeremy Chinn (PROBABLE); **Durham** – None.

Durham has won eight in a row. A ninth straight win, coupled with a Spartans' loss to Budapest, will win them the coveted number one overall seed, a position many experts thought was likely unachievable over Pickering. That Durham is motivated to win is bad news for the Corn Kings, who need a win to control their playoff destiny. A loss, paired with a Braves win over the Gladiators, means an early trip to the golf course. A win and they are in, and once again travelling to Budapest for a playoff game. Jimmy Garoppolo is back under center but there is concern that he is still not 100% as his performance the last two weeks has been shaky – a combination of good, opportunistic defence and determined running put them in this position. They will need more than that to win. The Lizards are peaking at the right time. Josh Allen is performing in the clutch and the secondary is predatory. Still, 10 points is a lot. **PICK: COWTOWN**

SCARBOROUGH @ SEBASTIAN (line – SWORDFISH by 4)

INJURIES: Scarborough – Trevon Walker (QUESTIONABLE), Joe Schobert (DOUBTFUL), Corey Linsley (OUT); **Sebastian** – Ahkello Witherspoon (PROBABLE), Zay Jones (DOUBTFUL), Jacob Hollister (OUT), Terrace Marshall Jr., (OUT), Jonathan Taylor (OUT), Marlon Tuipulotu (OUT).

The proof lies in their dismal records, but for most fans of these two bottom-dwellers it has been a disappointing season. The one silver lining is that both could be in the mix for the draft lottery. A Scarborough win will set up such a scenario. The reverse will push Sebastian out of such consideration, with five wins. Talk of tanking is a moot point at the Fish Tank. Like the Blue Eagles, the Fish play to win, and both teams have strange approaches to getting it done. Both seasons were put in jeopardy in the off-season. Scarborough did not give Joe Burrow enough receiving weapons; the same could be argued with respect to Kirk Cousins. Expect both squads to square off for whatever meager scraps of pride can be had by beating the other and let the draft chips fall where they may. **PICK: SEBASTIAN**

PICKERING @ BUDAPEST (line – SPARTANS by 2)

INJURIES: Pickering – Marquise Brown (OUT); **Budapest** – None.

Jalen Hurts sat out last week and reports out of Pickering claim he will remain on the bench and only be used in an emergency again this week. Although the star quarterback does not appear on the injury report, he is reportedly dealing with "dead leg," an until now unknown syndrome named for the only known sufferer of it. If the Spartans' staff wants Hurts to be fresh for the playoffs, and they don't care if they garner the number one seed, just say so. This will-he/won't he, situation causes problems with a line like this. Of course, the Spartans should want to win this game, as it will give them homefield advantage throughout the playoffs. Against most opponents this

would be achievable, even with Bailey Zappe at quarterback, but on the road against the North Stars, who want to win “just because,” the task becomes much harder. Aaron Rodgers doesn’t have “dead leg” and will play. Expect it to make the difference. **PICK: BUDAPEST**

BROOKLIN @ YORK (line – EXCALIBURS by 3)

INJURIES: Brooklin – Garrett Boles (QUESTIONABLE), DeShon Elliott (OUT), Austin Jackson (OUT), Xavier McKinney (OUT); **York** – Ulysees Gilbert III (OUT), Cole Holcomb (OUT), Greg Rousseau (OUT), Javonte Williams (OUT), Tavierre Thomas (IR), Khyiris Tonga (IR).

A slow start, a slow finish and a magical middle describe the ebbs and flows of a lost season in Brooklin. Losers of three straight, which knocked them out of the playoff race, they can hardly reclaim much dignity with a win over the smoke-spewing wreck that has become the Excaliburs in the second half of the season. Injuries and what looks like Tom Brady and Derrick Henry burnout have combined to scuttle York’s once promising season. Rookie Anthony Richardson got a hard look last week against Budapest and could well see more action this week. A York win and losses by Cowtown and LaPlata would put them in a three-way tie for the last wildcard spot, a tie that they would lose due to a weak conference record. With nothing on the line for either squad, expect to see bench players on both sides get an early look for making the team next year. Jordan Love may even make an appearance. Flip a coin. **PICK: BROOKLIN**

EAST ELMHURST @ ERIEAU (line – CADILLAC by 3)

INJURIES: East Elmhurst – Jaylon Smith (QUESTIONABLE), Zonovan Knight (OUT); **Erieau** – J.P. Holtz (OUT), Sony Michel (OUT), Aaron Robinson (OUT).

Losers of five straight, the Cadillac seem permanently stuck in the ditch to end the season. The story of how Erieau went from division-winner to a bottom eight team begins with instability at quarterback and ends with the most disappointing team defensive performance of the year. The Cadillac were gashed on the ground and torched through the air. Very infrequently were their many stars able to put it all together and show what should have been the norm. The Irish, on the other hand, showed their fighting spirit with signature wins over Bruxelles and New Jersey. Some trace the Caddies beginning to spin out of control with their Week Two loss to these same Irish. It goes deeper than that, but for this week the Cadillac will play for the sole purpose of dragging the Irish down into the South Division basement with them. Misery loves company. Expect the Caddies to spread the misery this week. **PICK: ERIEAU**

GEORGIA @ LAPLATA (line – GLADIATORS by 1)

INJURIES: Georgia – Cade Otton (OUT); **LaPlata** – J.J. Watt (PROBABLE), Paulson Adebo (QUESTIONABLE), Dallas Goedert (OUT), Jeffrey Simmons (OUT), Ronnie Stanley (OUT).

This line has dropped two points since posted due to the likelihood that Tua Tagovailoa will rest and Marcus Mariota will play most, if not all, of the snaps. The Glads are locked into the number three seed and will face either Durham or Pickering in the post-season, meaning a healthy Tua is more important than winning this game. This puts the Braves in a better position to make the post-season, as they need a win and a Cowtown loss to advance. There is speculation that seasoned veteran, Matt Ryan will return under center due to the pressure of the big game. I don’t expect this. The Braves are committed to CJ Stroud and to make the switch now, after he got them to this point, would likely backfire. The key to a LaPlata victory, as always, lies in their defence putting their rookie-led offence in the best position to succeed. Very quietly, the Braves’ defence has crept up the leader board and is now ranked only second to Virden in overall efficiency. Against a slightly less-motivated Galds team led by a questionable arm, they will come into play. **PICK: LAPLATA**



EFL
ELITE FOOTBALL LEAGUE