

WEEK 13



EFL

ELITE FOOTBALL LEAGUE

2023


We're Number 1!

December 31, 2023

EAST




CENTRAL



WEST



NORTH



COASTAL



SOUTH





Jeff Wilson
Twin Cities Triumph

Twin Cities running back, **Jeff Wilson** cuts through the Violators' defence on his way to a 15-yard run in 2nd quarter action at Wilhalla Stadium in Minneapolis. Wilson and teammate **Breece Hall** combined for 234 yards on 36 carries and **Trevor Lawrence** added the points, with 3 TD passes, to lead the Triumph to a shocking 26-24 win over the previously undefeated Violators. It was the most notable of several upsets in a zany Week 13 in the EFL. (Story inside)



Who was slick
in Week
Thirteen?

**"Brylcreem" THE
EFL'S FIRST SPONSOR**



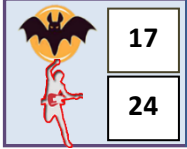
Nick Chubb
RB
Sebastian
Swordfish

26 Car., 171 Yds, 2 TDs. His pair of 9-yard TD runs key to upset over York.



Patrick Queen
OLB
Charleswood
Patriots

12 T, 1 TFL, 1 INT (23 yds). His pick turned game around in win over PC.



Brian Robinson Jr. finished a 16-play, 91-yard drive with a 2-yard TD run to open the 3rd and give NJ a 24-10 lead. The two-score lead held, as **Justin Herbert** found **Mecole Hardman** for a 1-yard TD pass with 1:05 left and did not score again, despite getting one last chance with 0:25 left at their own 26 after NJ ran the ball on 4th down instead of trying a FG. **Daniel Jones** earned game MVP running for a 3-yard TD to open the scoring and throwing a 14-yard TD pass to rookie **Michael Wilson** in the 2nd to make it 17-7 at the time. **Tyjae Spears** had a 31-yard TD run for Billtown.

01-14-2024 Stone Pony Shore Temp:50 Wind:Calm None Line:NJ by 8 MVP:Jones HFA:0

	1	2	3	4	Tot
2023 Billtown (1-12)	0	10	0	7	17
2023 New Jersey (6-7)	10	7	7	0	24

Passing

BB: Herbert 47/30 227 Yds TD Int
 NJ: Jones 18/11 139 Yds TD

Rushing

BB: Spears 2/47 TD, Brown 7/26, Herbert 6/18, Hardman 1/13, Breida 2/3
 NJ: Jones 7/64 TD, Robinson Jr. 19/49 TD, Montgomery 13/39, Brightwell 1/3

Receiving

BB: Pringle 10/72, Hardman 8/55 TD, Breida 6/20, Watkins 3/51, Kincaid 1/6
 NJ: Montgomery 2/25, Hooper 2/20, Samuel 2/24, McKinnon 2/39, Wilson 2/23 TD

Defense


BB: McDuffie Sk FF 8-Tk, Davis FF 6-Tk
 NJ: Diggs Int 6-Tk, Milano 9-Tk

Injuries

BB: Thomas 7, Bryant 5, Harris 2, Adams 2, Elliss 2, Hodgins 1, Leonard 1
 NJ: Allen 3, Awuzie 2, Armstead 1

Misc

BB: Fairbairn 1/1 FG 26 Lg
 NJ: Ryland 1/1 FG 31 Lg



Lamar Jackson opened with a 70-yard TD pass to **Noah Fant** on the first series, but **Carson Wentz** threw TD passes of 20 yards to **Ceedee Lamb** and 22 yards to rookie **Tank Dell** to key a 21-point 1st quarter for the Pilots. Wentz was injured on a bootleg to open the 2nd half, but **Garder Minsheu** took over and connected with **Foster Moreau** for a 38-yard TD pass to give Seattle a 28-14 lead. Jackson went down late in the 3rd quarter for Buffalo, sending **Tanner McKee** into the game for his first action of the season. He was unable close the deficit as Seattle went on to win.

01-14-2024 Kingdome Temp:70 Wind:Calm Line:SEA by 4 MVP:Lamb HFA:ON(2)

	1	2	3	4	Tot
2023 Buffalo (3-10)	7	7	0	6	20
2023 Seattle (4-9)	21	0	7	6	34

Passing

BUF: Jackson 22/11 157 Yds 2 TDs Int, McKee 15/7 105 Yds
 SEA: Wentz 24/14 186 Yds 2 TDs Int, Minsheu 5/2 47 Yds TD, Lance 7/4 34 Yds

Rushing

BUF: Dillon 15/57 TD, Johnson 6/39, Jackson 4/24, Bigsby 4/13, McKee 2/2
 SEA: Walker III 4/32 TD, Hunt 6/20, Evans 3/13, Wentz 1/9, Lance 2/9, Dell 1/4

Receiving

BUF: Robinson 6/39, Rice 4/91, Woods 3/42 TD, Fant 3/85 TD, Dillon 1/4, Bigsby 1/1
 SEA: Lamb 8/122 TD, Moreau 4/58 TD, Dell 3/40 TD, Mitchell 1/18, Deguara 1/17

Defense

BUF: Sneed Int 6-Tk, Chubb Sk 4-Tk, Madubuike Sk 3-Tk
 SEA: Coburn 2-Sks 6-Tk, Mack 2-Sks 5-Tk, Nwosu Sk FF 5-Tk, Smoot Sk 5-Tk, McDonald IV Sk

Injuries

BUF: Toney 6, Jackson 5, Reynolds 1
 SEA: Wentz 3, Washington 3, Taylor 2, Renfrow 2, Murphy-Bunting 1, McDuffie 1

Misc

BUF: Elliott 0/1 FG
 SEA: McPherson 2/2 FG 41 Lg



31



24

Rookie **Bryce Young** threw for 3 TDs and ran for another to lead the Coyotes to their second straight win. After the Cubs took a 10-3 lead, **Jessie Bates'** pick of **Derek Carr** set off a sharp change of momentum that resulted in 4 consecutive Cobb County TDs. Young tied it at 10 with a 9-yard scramble TD then fired TD passes of 22 and 38 yards to **Brandin Cooks** and a 9 yard to **Michael Pittman Jr.** to give his team a 31-10 lead heading into the 4th. Carr tossed TD passes of 8 yards to **David Njoku** and 4 yards to **A.J. Brown**, his 15th of the year, to close the gap too late in the 4th.

01-10-2024 Iowa City Superplex Temp:74 Wind:Calm No Line MVP:Young HFA:ON(

	1	2	3	4	Tot
2023 Cobb County (6-7)	3	14	14	0	31
2023 Iowa City (4-9)	7	3	0	14	24

Passing

CB: Young 28/20 283 Yds 3 TDs Int

ICC: Carr 36/24 233 Yds 2 TDs Int

Rushing

CB: Young 6/61 TD, Etienne 20/59, Hill 7/33, Cook 6/32

ICC: Miller 6/26 TD, Evans 7/25, Johnson 3/19

Receiving

CB: Pittman Jr. 6/76 TD, Cooks 5/118 2 TDs, Addison 4/51, Woods 4/29, Etienne 1/9

ICC: Brown 6/80 TD, Kirk 4/59, Miller 4/24, Moore 3/18, Njoku 3/25 TD, Palmer 2/21

Defense

CB: Payne 2-Sks FF 5-Tk, Oluokun FF 12-Tk, Bates Int 4-Tk

ICC: Nelson FF 7-Tk, Key 10-Tk, Murphy Sk 5-Tk, Phillips III Int 3-Tk

Injuries

CB: Turner 3, Jones 2, Jackson 1, White 1, Kohou 1

ICC: Johnson 3, Brown 3, Paschal 2, Jones 1

Misc

CB: Moody 1/1 FG 24 Lg

ICC: Tucker 1/1 FG 30 Lg



14



22

Justin Fields was benched, and **Mitch Trubisky** made first start of the year for Bruxelles. The veteran found **Chris Godwin** behind the defender for a 17-yard TD with 4:30 left in the 4th to give Bruxelles a 19-14 lead. After a failed 2-point attempt kept the difference at 5, Chino turned the ball over on downs at their own 33 with 2:53 left, setting up a 39-yard **Brett Maher** FG to make it an 8-point game with 0:42 left. The Convicts did not recover. Chino led 14-13 at the half on TD passes of 44 and 33 yards from **Jared Goff** to **Zay Flowers** but turned it over on downs 4 times in a scoreless 2nd half.

01-14-2024 The Fortress Temp:77 Wind: Line:BRX by 8 MVP:Godwin HFA:ON(5

	1	2	3	4	Tot
2023 Chino (7-6)	0	14	0	0	14
2023 Bruxelles (9-4)	7	6	0	9	22

Passing

CHI: Goff 35/22 269 Yds 2 TDs

BRX: Trubisky 28/15 218 Yds TD Int

Rushing

CHI: McCaffrey 14/63, Jones 9/12, Campbell 1/6, Goff 1/1

BRX: Foreman 25/101, Herbert 4/22 TD, Fournette 9/22, Trubisky 5/4, Gainwell 2/2

Receiving

CHI: Flowers 6/112 2 TDs, McCaffrey 5/58, Hurst 3/38, Campbell 3/28, Jones 3/17

BRX: Godwin 8/108 TD, Wilson 3/79, Collins 2/23, Herbert 1/2, Fournette 1/6

Defense

CHI: Franklin FF 11-Tk

BRX: Wilson 12-Tk

Injuries

CHI: Shepard 4, Mooney 3, Igwebuike 3

BRX: Dulcich 4, Maye 3, Herbert 2, Hopkins 2

Misc

CHI:

BRX: Maher 3/3 FG 47 Lg



24

Trevor Lawrence threw 3 TD passes, including the game-winner to **Tyler Lockett** in the 4th quarter, to shock the Violators and hand them their first loss of the season. The Triumph started quickly, turning a **Chris Olave** fumble on Virden's first possession into a FG for a 3-0 lead. While the defence held off **Patrick Mahomes**, Lawrence added 2nd quarter TD passes of 26 yards to **D.J. Moore** and 7 yards to **Tyler Higbee** to help build a 20-0 halftime lead. The Violators stormed back with 3 TDs in the 3rd quarter, 2 of them on runs by Mahomes, but were held to a lone **Matt Prater** FG in the 4th.



26

01-14-2024 Wilhalla Stadium Temp:78 Wind:Calm None Line:W by 6 MVP:Lawrence HFA:0

	1	2	3	4	Tot
2023 Virden (12-1)	0	0	21	3	24
2023 Twin Cities (9-4)	3	17	0	6	26

Passing

WV: Mahomes 40/24 241 Yds

TCT: Lawrence 23/15 147 Yds 3 TDs Int

Rushing

WV: Mahomes 7/33 2 TDs, Freeman 6/16 TD, Williams 1/5

TCT: Hall 19/144, Wilson 17/90, Lawrence 5/9, Moore 1/8, Bryant 1/1

Receiving

WV: Davis 8/128, Williams 5/27, Hockenson 4/36, Hill 3/28, Olave 3/19, Freeman 1/3

TCT: Lockett 5/43 TD, Moore 4/55 TD, Wilson 3/22, Higbee 2/20 TD, Hall 1/7

Defense

WV: Mosley 16-Tk, Bradberry Int 5-Tk, Cox Sk 5-Tk

TCT: Wagner 8-Tk, Thornhill 8-Tk

Injuries

WV: Mitchell 3, Oliver 2, Mills 2, Morse 1

TCT: Stingley Jr. 2

Misc

WV: Olave F-L, Prater 1/1 FG 39 Lg

TCT: Maddox FR, Hopkins 2/2 FG 36 Lg



24

Kenny Pickett's 49-yard TD pass to **Nelson Agholor** late in the 3rd provided the margin of victory in the Pats' 24-20 surprising upset of the Crusaders. Peg City had the upper hand early, taking a 13-0 lead on two **Younghoe Koo** FGs and a 1-yard TD run by **Alvin Kamara**. Interceptions of **Ryan Tannehill** by **Patrick Queen** and **Jevon Holland** turned the game around, shortening the field for Pickett TD passes of 8 yards to **Juju Smith-Schuster** and 3 yards to **Travis Kelce**. PC got back a 20-17 lead on a TD pass to **Brandon Aiyuk** after the Pats lost a fumble, but it was short-lived..



20

01-14-2024 True North Field Temp:72 Wind:Calm Line:PCC by 8 MVP:Pickett HFA:

	1	2	3	4	Tot
2023 Charleswood (4-9)	0	10	14	0	24
2023 Peg City (9-4)	6	7	7	0	20

Passing

CHP: Pickett 27/19 206 Yds 3 TDs

PCC: Tannehill 28/16 171 Yds TD 2 Int, Jones 5/3 14 Yds

Rushing

CHP: Pacheco 12/22, Singletary 8/19, Pickett 8/7, Drake 2/5, Gibson 1/3

PCC: Barkley 18/76, Kamara 8/39 TD, Aiyuk 1/18, Jones 2/6, Hubbard 1/3

Receiving

CHP: Smith-Schuster 11/113 TD, Singletary 3/13, Bell 2/17, Kelce 2/14 TD, Agholor 1/49 TD

PCC: Aiyuk 5/62 TD, Barkley 4/30, Kamara 4/31, Meyers 3/34, Everett 1/11, Pitts 1/8

Defense

CHP: Queen Int 12-Tk, Sweat 2-Sks 2-Tk, Holland Int 5-Tk, Carter II Sk 3-Tk

PCC: Lawrence Sk 6-Tk, Humphrey 10-Tk, Hutchinson Sk 3-Tk, Okereke FF 5-Tk

Injuries

CHP: Ojabo 3, Chark 2, Dobbins 1, Gibson 1

PCC:

Misc

CHP: Lutz 1/1 FG 42 Lg

PCC: Koo 2/2 FG 43 Lg



Josh Allen broke a 6-6 tie with a 2-yard dive into the endzone with 2:42 left in the 4th to give the Thunder Lizards a 13-6 win over the Spartans. Allen took control of the winning drive with 3 straight carries, the first for 36 yards to get in range for the plunge. The Spartans clung to a 6-3 lead after 3 quarters on two **Greg Zuerlein** FGs, the first set up by **Kyle Dugger's** red zone pick of Allen on the game's first drive. **Cooper Kupp** lost a fumble in the Spartans' red zone that also denied Durham points. The Lizards held Pickering's offence to just 10 1st downs and its run attack to just 67 yards.

01-14-2024 Thermopylae Stadium Temp:29 Wind:5-15 None Line:PIC by 7 MVP:Allen H

	1	2	3	4	Tot
2023 Durham (10-3)	0	3	0	10	13
2023 Pickering (11-2)	3	3	0	0	6

Passing

DTL: Allen 28/16 231 Yds Int
 PIC: Hurts 29/14 154 Yds Int

Rushing

DTL: Allen 11/63 TD, Allgeier 15/47, Mattison 5/15, Tucker 2/10
 PIC: Swift 8/30, Sanders 11/26, Hurts 7/8, White 1/3

Receiving

DTL: Kupp 5/74, Samuel 4/71, Knox 3/45, Allgeier 3/14, Valdes-Scantling 1/27
 PIC: Pickens 5/70, Smith 3/34, Swift 3/37, James Jr. 2/10, Freiermuth 1/3

Defense


DTL: Jones Sk 6-Tk, Simmons Int 5-Tk, Barton 9-Tk
 PIC: Clowney Sk 8-Tk, Dugger Int 5-Tk, Lawrence Sk 4-Tk, McCourty FF 5-Tk

Injuries

DTL: Penny 2
 PIC: Brown 3, Kinlaw 2, Graham 1

Misc

DTL: Kupp F-L, Santos 2/2 FG 39 Lg
 PIC: Dunlap FR, Zuerlein 2/2 FG 35 Lg



Cowtown's **Joey Slye** missed a 28-yard FG with 3:52 remaining in the 4th quarter and the North Stars held on the rest of the way for a 15-13 win. The Corn Kings controlled the ball for almost 35 minutes and led 13-9 late in the 3rd on the strength of a 22-yard TD run by **Jamaal Williams** and 2 Slye FGs. **Aaron Rodgers** struck for the winning points with 0:32 left in the 3rd, executing play-action to perfection with a 24-yard fly to a wide-open **Stefon Diggs**. That mirrored Budapest's first TD, a 45-yard slant to **George Kittle**, also on play-action. A fumbled extra point snap kept it 10-6 at the time.

01-13-2024 Ferenc-Liszt Int'l Temp:53 Wind:0-10 None Line:BUD by 6 MVP:Rodgers HF

	1	2	3	4	Tot
2023 Cowtown (7-6)	3	7	3	0	13
2023 Budapest (10-3)	0	6	9	0	15

Passing

COW: Dalton 29/19 136 Yds
 BUD: Rodgers 26/15 205 Yds 2 TDs

Rushing

COW: Williams 23/87 TD, Murray 12/72, Benjamin 1/5, Bourne 1/1
 BUD: Patterson 10/69, Mostert 7/44, Reynolds 5/15, Achane 3/4

Receiving

COW: Bourne 6/44, Evans 6/49, Lazard 2/15, Murray 2/8, Williams 1/4, Lewis 1/8
 BUD: Diggs 5/59 TD, Jefferson 4/60, Kittle 3/75 TD, Mostert 2/5, Patterson 1/6

Defense

COW: Smith 11-Tk
 BUD: Hill FF 6-Tk, David 8-Tk

Injuries


COW: Ioannidis 2, Chinn 1, Pierce 1, Cole 1
 BUD:

Misc

COW: Slye 2/3 FG 54 Lg
 BUD: Folk 1/2 FG 42 Lg



10



25

Daniel Carlson kicked 4 FGs, including one from 56 yards, and **Nick Chubb** rushed for 171 yards and two 9-yard TD runs on 26 carries to lead the Swordfish over the Excaliburs. York was in the game up until the midway point of the 4th, when **Kirk Cousins** strung together back-to-back long completions to **Zay Jones** and **Donovan Peoples-Jones** that set up Chubb's second TD to make it 25-10. York was beset by penalties, missed tackles, and 4 turnovers, 3 of those turnovers on downs in Sebastian territory. **Kendall Fuller** picked off **Tom Brady** in the red zone for the other.

01-14-2024 The Fish Tank Temp:76 Wind:Calm Line:YOR by 3 MVP:Chubb HFA:ON(

	1	2	3	4	Tot
2023 York (6-7)	3	7	0	0	10
2023 Sebastian (3-10)	3	12	3	7	25

Passing

YOR: Brady 42/25 262 Yds TD Int
 SS: Cousins 30/17 222 Yds

Rushing

YOR: Henry 23/109, Brady 1/1
 SS: Chubb 26/171 2 TDs

Receiving

YOR: Burks 7/73, Henry 6/30, St. Brown 5/66, Kmet 4/47 TD, Williams 2/43, Scherff 1/3
 SS: Jones 9/130, Peoples-Jones 3/69, Schultz 2/13, Johnson 1/8, Moss 1/3, Horvath 1/-1

Defense

YOR: Rousseau 2-Sks 2-Tk, Douglas 8-Tk
 SS: Singleton 12-Tk, Washington Jr. Sk 6-Tk, Fuller Int 5-Tk, Jenkins 10-Tk

Injuries

YOR: Thomas 5, Tonga 3, Mathis 2, Zuniga 2, Williams 2, Guy 1, Smith 1
 SS: Taylor 4, Witherspoon 3, Vickers 2, Schultz 1, Fulton 1, Deablo 1

Misc

YOR: Gould 1/1 FG 36 Lg
 SS: Carlson 4/4 FG 56 Lg



31



28

Two bombs from **Geno Smith** to **Mack Hollins** and **Drake London** set up a 39-yard FG with 0:02 left in the 1st half. That late burst of offence set off a streak of 21 points for the Hawks in the 2nd half that wiped out a 21-10 deficit and put Brooklin in control, 31-21 late in the 4th. The Blue Eagles scored first on a 3-yrd TD pass from **Joe Burrow** to **Allen Robinson** and added 2 more TDs on a pass to **Marvin Mims Jr** and a **Samaje Perine** run. **Bijan Robinson** ruled the 2nd half with 2 TD runs. He and **Austin Ekeler** combined for 204 run yards in the game, with Ekeler gaining 155 on 16 carries.

01-14-2024 The Eagles Nest Temp:28 Wind:0-5 None No Line MVP:Ekeler HFA:ON(2)

	1	2	3	4	Tot
2023 Brooklin (7-6)	7	3	7	14	31
2023 Scarborough (2-11)	14	7	0	7	28

Passing

BRH: Smith 28/18 207 Yds 2 TDs 2 Int
 SBE: Burrow 30/26 221 Yds 3 TDs Int

Rushing

BRH: Ekeler 16/155, Robinson 11/49 2 TDs
 SBE: Cook 21/90, Burrow 6/61, Perine 7/14 TD

Receiving

BRH: London 7/97 TD, Ekeler 4/13 TD, Hollins 4/77, Engram 1/2, Claypool 1/12
 SBE: Cook 7/24, Landry 5/91, Cobb 4/28, Robinson 3/5 TD, Uzomah 2/11, Mims Jr. 2/30 TD

Defense

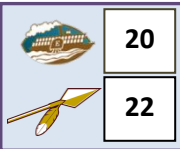
BRH: Brisker FF 9-Tk, Jones Int 4-Tk, Tranquill 9-Tk, Robertson FF 5-Tk
 SBE: Hufanga 2-Int 5-Tk, Speed Sk 5-Tk, Roberts Sk 3-Tk

Injuries

BRH: McKinney 4, Bolles 4, Clark 2, Curl 1, Teller 1
 SBE: Walker 1

Misc

BRH: Jones FR, Campbell FR, Bullock 1/1 FG 32 Lg
 SBE: Landry F-L, Burrow F-L



20

22

Greg Joseph drilled a 56-yard FG with 0:18 remaining to lift the Braves over Erieau 22-20. The big boot rescued LaPlata from what appeared to be a 4th-quarter collapse. The Braves took a 19-6 lead with 12:13 left in the 4th on Joseph's second FG of the game, but **Kyler Murray** came alive, throwing TD passes of 6 yards to **Mark Andrews** and 25 yards to **Jaylen Waddle** on back-to-back possessions, the second coming on a 4th & 5 with 2:23 left, to take a slim 20-19 lead. But **CJ Stroud** converted two 3rd & longs on the ensuing possession, bringing his team to the 38 to set up the winning kick.

01-10-2024 St. Charles Stadium Temp:72 Wind:Calm Line:LPB by 5 MVP:Ward H

	1	2	3	4	Tot
2023 Erieau (5-8)	0	6	0	14	20
2023 LaPlata (7-6)	3	7	6	6	22

Passing

ERI: Murray 28/21 176 Yds 2 TDs Int

LPB: Stroud 32/19 200 Yds TD Int

Rushing

ERI: Harris 11/51, Murray 8/33, Waddle 1/6

LPB: Gibbs 18/74, Boone 13/34 TD, Stroud 4/10

Receiving

ERI: Andrews 10/77 TD, Waddle 4/61 TD, Higgins 3/28, Hines 2/9, Henry 1/1, Harris 1/0

LPB: Adams 5/90, Goedert 4/29, Gibbs 4/26, Thielen 3/25, Smith 1/7, Allen 1/16

Defense

ERI: Golden Sk FF 6-Tk, Diggs Int 5-Tk, Crosby 10-Tk, McLeod 9-Tk

LPB: Reddick Sk FF 2-Tk, Watt Sk 5-Tk, Ward Int 3-Tk

Injuries

ERI: Robinson 3, Houston 1, Takitaki 1

LPB: Vera-Tucker 1, Adebo 1, Davenport 1

Misc

ERI: Golden FR, Murray F-L, Strange F-L, Myers 2/2 FG 51 Lg

LPB: Stroud F-L, Onyemata FR, Ward FR, Joseph 3/3 FG 56 Lg



20

38

Three Irish turnovers in the 2nd half, including a **Zach Charbonnet** fumble, returned 37 yards for a TD by **Steven Nelson**, did in all hope of climbing back from a 21-17 halftime deficit against Georgia. East Elmhurst needed to be flawless against a sizzling **Tua Tagovailoa**, who threw 4 TD passes on an efficient day. His main target was **Amari Cooper**, who caught TDs of 7, 46 and 23 yards to increase his league-high total to 17. **Jaxon Smith-Njigba** hauled in the other TD with 2:23 left in the 1st half. **DK Metcalf** kept up his pro bowl pace with 5 catches for 100 yards and his 6th TD of the year.

01-14-2024 DeepWoods Off Col. Temp:64 Wind:5-15 None Line:GEO by 12 MVP:Tagovailoa H

	1	2	3	4	Tot
2023 East Elmhurst (5-8)	3	14	3	0	20
2023 Georgia (9-4)	14	7	3	14	38

Passing

EE: Brissett 37/23 263 Yds 2 TDs 2 Int

GEO: Tagovailoa 23/18 235 Yds 4 TDs

Rushing

EE: Huntley 10/67, Charbonnet 14/56, Ingram 4/19, Brissett 6/3, Watt 1/2

GEO: Jacobs 20/65, Stevenson 3/38

Receiving

EE: Skowronek 6/76, Metcalf 5/100 TD, Jones 4/39, Johnston 3/24, Schoonmaker 3/17 TD

GEO: Cooper 6/122 3 TDs, Stevenson 4/26, Johnson 3/22, Smith-Njigba 2/34 TD

Defense

EE: Epps 8-Tk, Smith 8-Tk

GEO: Bell Int 9-Tk, Edmunds Int 5-Tk, Johnson II Sk 3-Tk

Injuries

EE: Moore 2, Darrisaw 1, Barrett 1

GEO:

Misc

EE: Charbonnet F-L, Pineiro 2/2 FG 52 Lg

GEO: Nelson FR TD, Bass 1/1 FG 25 Lg



WEEK THIRTEEN

STANDINGS & STATS

2023 EFL - Week 13 Standings

East	W	L	T	Pct	Stk	Pts	Ave	Opp	Ave	Diff	Home	Div	Conf
Bruxelles	9	4	0	.692	W1	330	25.4	244	18.8	6.6	5 2 0	3 1 0	7 3 0
Cobb County	6	7	0	.462	W2	319	24.5	332	25.5	-1.0	3 3 0	3 1 0	5 5 0
New Jersey	6	7	0	.462	W1	235	18.1	253	19.5	-1.4	2 5 0	1 3 0	5 5 0
Buffalo	3	10	0	.231	L4	217	16.7	356	27.4	-10.7	2 4 0	1 3 0	3 7 0
Central	W	L	T	Pct	Stk	Pts	Ave	Opp	Ave	Diff	Home	Div	Conf
Virden	12	1	0	.923	L1	456	35.1	167	12.8	22.2	6 0 0	3 1 0	9 1 0
Peg City	9	4	0	.692	L1	282	21.7	252	19.4	2.3	4 3 0	2 2 0	8 2 0
Twin Cities	9	4	0	.692	W2	352	27.1	255	19.6	7.5	5 3 0	2 2 0	7 3 0
Charleswood	4	9	0	.308	W1	249	19.2	340	26.2	-7.0	1 6 0	1 3 0	2 8 0
West	W	L	T	Pct	Stk	Pts	Ave	Opp	Ave	Diff	Home	Div	Conf
Chino	7	6	0	.538	L1	259	19.9	282	21.7	-1.8	4 2 0	3 1 0	5 5 0
Iowa City	4	9	0	.308	L5	339	26.1	425	32.7	-6.6	1 5 0	3 1 0	4 6 0
Seattle	4	9	0	.308	W2	230	17.7	356	27.4	-9.7	2 5 0	2 2 0	4 6 0
Billtown	1	12	0	.077	L8	197	15.2	346	26.6	-11.5	0 7 0	0 4 0	1 9 0
North	W	L	T	Pct	Stk	Pts	Ave	Opp	Ave	Diff	Home	Div	Conf
Durham	10	3	0	.769	W5	375	28.8	264	20.3	8.5	4 2 0	3 1 0	8 2 0
Cowtown	7	6	0	.538	L1	291	22.4	255	19.6	2.8	3 3 0	3 1 0	6 4 0
Sebastian	3	10	0	.231	W1	249	19.2	375	28.8	-9.7	1 5 0	1 3 0	3 7 0
Scarborough	2	11	0	.154	L2	285	21.9	360	27.7	-5.8	0 6 0	1 3 0	1 9 0
Coastal	W	L	T	Pct	Stk	Pts	Ave	Opp	Ave	Diff	Home	Div	Conf
Pickering	11	2	0	.846	L1	396	30.5	169	13.0	17.5	6 1 0	4 0 0	8 2 0
Budapest	10	3	0	.769	W4	323	24.8	235	18.1	6.8	5 1 0	1 3 0	7 3 0
Brooklin	7	6	0	.538	W1	295	22.7	316	24.3	-1.6	4 3 0	1 3 0	5 5 0
York	6	7	0	.462	L2	286	22.0	316	24.3	-2.3	2 4 0	2 2 0	4 6 0
South	W	L	T	Pct	Stk	Pts	Ave	Opp	Ave	Diff	Home	Div	Conf
Georgia	9	4	0	.692	W4	381	29.3	305	23.5	5.8	4 3 0	4 0 0	7 3 0
LaPlata	7	6	0	.538	W3	252	19.4	239	18.4	1.0	5 2 0	3 1 0	6 4 0
East Elmhurst	5	8	0	.385	L2	237	18.2	345	26.5	-8.3	3 3 0	1 3 0	2 8 0
Erieau	5	8	0	.385	L2	276	21.2	324	24.9	-3.7	2 4 0	0 4 0	3 7 0

Passing		G	Att	Cmp	C%	Yds	Y/C	Lg	25	50	In	I%	Td	Td%	Sk	Rate
1 Hurts	PIC	13	276	181	65.6	2568	14.2	50	24	1	4	1.4	20	7.2	9	113.6
2 Mahomes	VV	13	465	293	63.0	3972	13.6	75	34	0	9	1.9	42	9.0	9	112.2
3 Tagovailoa	GEO	10	325	206	63.4	2948	14.3	49	31	0	11	3.4	30	9.2	5	109.4
4 Wilson	ICC	11	197	126	64.0	1750	13.9	67	20	0	4	2.0	14	7.1	14	107.6
5 Tannehill	PCC	9	249	162	65.1	1954	12.1	57	12	0	5	2.0	15	6.0	21	100.7
6 Stroud	LPB	11	243	166	68.3	1936	11.7	43	10	0	8	3.3	15	6.2	17	99.1
7 Burrow	SBE	13	377	256	67.9	2420	9.5	65	15	0	9	2.4	25	6.6	16	97.6
8 Garoppolo	COW	8	259	172	66.4	1955	11.4	57	11	1	5	1.9	13	5.0	14	97.6
9 Lawrence	TCT	13	425	264	62.1	2974	11.3	44	25	0	8	1.9	21	4.9	15	91.6
10 Rodgers	BUD	13	421	261	62.0	3055	11.7	74	25	0	11	2.6	22	5.2	16	90.5
11 Allen	DTL	13	394	228	57.9	3078	13.5	58	28	0	13	3.3	25	6.3	17	90.3
12 Murray	ERI	9	290	195	67.2	1891	9.7	69	10	0	5	1.7	10	3.4	17	89.6
13 Smith	BRH	13	451	301	66.7	2916	9.7	47	19	0	11	2.4	20	4.4	23	89.3
14 Young	CB	13	440	264	60.0	3304	12.5	52	19	0	13	3.0	23	5.2	26	88.5
15 Goff	CHI	13	451	292	64.7	2812	9.6	57	13	0	6	1.3	16	3.5	12	88.3
16 Jones	NJ	13	354	241	68.1	2065	8.6	54	10	0	5	1.4	10	2.8	34	86.7
17 Brissett	EE	11	344	220	64.0	2113	9.6	67	14	0	7	2.0	13	3.8	27	85.1
18 Jackson	BUF	13	409	270	66.0	2405	8.9	73	10	0	9	2.2	15	3.7	47	84.7
19 Pickett	CHP	13	383	234	61.1	2291	9.8	49	12	0	10	2.6	17	4.4	33	81.8
20 Brady	YOR	13	472	298	63.1	2984	10.0	66	15	0	12	2.5	16	3.4	13	81.7
21 Wentz	SEA	12	292	193	66.1	1829	9.5	74	14	0	12	4.1	13	4.5	17	81.0
22 Fields	BRX	12	258	162	62.8	1920	11.9	52	18	0	10	3.9	9	3.5	21	80.9
23 Carr	ICC	12	259	148	57.1	1963	13.3	77	18	0	15	5.8	16	6.2	8	77.7
24 Cousins	SS	13	490	314	64.1	3004	9.6	62	18	0	15	3.1	13	2.7	38	77.1
25 Herbert	BB	13	502	316	62.9	2775	8.8	72	11	0	12	2.4	14	2.8	36	76.9

Kick Returns		G	No	Yds	Avg	Lg	Td	Punt Returns		G	No	FC	Yds	Avg	Lg	Td
1 Powell	PCC	13	26	579	22.3	38	0	1 Covey	YOR	13	37	8	519	14.0	86	1
2 Hines	ERI	13	14	554	39.6	104	2	2 Turpin	BRX	13	34	14	484	14.2	52	0
3 Jackson	CHI	13	18	537	29.8	50	0	3 Washington	CB	13	36	7	378	10.5	91	1
4 Williams	BUF	13	25	534	21.4	36	0	4 Carter	COW	13	30	9	371	12.4	27	0
5 Rodgers	CHP	13	17	510	30.0	51	0	5 Duvernay	TCT	13	32	11	330	10.3	20	0
6 Berrios	LPB	13	18	492	27.3	47	0	6 McCloud	PCC	13	27	16	306	11.3	23	0
7 Agnew	GEO	13	19	466	24.5	45	0	7 Williams	SS	13	24	13	287	12.0	20	0
8 Scott	YOR	13	14	455	32.5	70	0	8 Raymond	BUD	13	19	19	284	14.9	63	1
9 Nixon	BRX	13	16	452	28.3	39	0	9 Hines	ERI	13	29	14	282	9.7	30	0
10 Haskins	SBE	13	18	446	24.8	61	0	10 Taylor	NJ	13	22	10	214	9.7	31	0
11 Carter	COW	13	19	432	22.7	36	0	11 Dell	SEA	13	31	5	205	6.6	29	0
12 Brightwell	NJ	13	18	398	22.1	35	0	12 Berrios	LPB	13	18	19	183	10.2	17	0
13 Scott	DTL	13	15	373	24.9	40	0	13 Agnew	GEO	13	22	10	168	7.6	16	0
14 Duvernay	TCT	13	12	342	0.0	101	1	14 Reed	SBE	13	19	9	168	8.8	35	0
15 Sims	VV	13	12	336	0.0	48	0	15 Sims	VV	13	19	23	161	8.5	25	0
16 Jones	ICC	13	12	327	0.0	35	0	16 Woods	BUF	13	29	7	160	5.5	28	0
17 Gray	PIC	13	13	314	24.2	42	0	17 Gray	PIC	13	17	18	131	7.7	15	0
18 Washington	BRH	13	18	303	16.8	41	0	18 Smith	CHI	13	21	5	126	6.0	21	0
19 Williams	SS	13	14	299	21.4	32	0	19 Jones	ICC	13	15	4	122	8.1	12	0
20 Patterson	BUD	10	8	280	0.0	98	1	20 Palmer	DTL	13	11	33	98	0.0	22	0
21 Washington	CB	13	14	241	17.2	29	0	21 Milne	BUD	11	10	3	90	0.0	16	0
22 Mingo	SEA	13	14	177	12.6	27	0	22 Washington	BRH	13	19	8	90	4.7	16	0
23 Covey	YOR	13	9	172	0.0	27	0	23 Rodgers	EE	12	9	10	88	0.0	16	0
24 Spears	BB	13	10	167	0.0	27	0	24 Holland	CHP	13	17	4	84	4.9	16	0
25 Johnston	EE	13	11	147	0.0	22	0	25 Bryant	BB	13	12	12	74	0.0	15	0

Rushing		G	Att	Yds	Avg	Gain	10	25	50	FD	Lg	Td	Att/G	Yds/G
1 Henry	YOR	13	298	1306	4.4	82.9	31	0	0	68	79	12	22.9	100.5
2 Chubb	SS	13	262	1170	4.5	83.2	34	0	0	72	44	11	20.2	90.0
3 Sanders	PIC	13	236	1077	4.6	83.1	29	0	0	52	32	11	18.2	82.8
4 Jacobs	GEO	13	241	1053	4.4	83.0	24	0	0	56	68	6	18.5	81.0
5 Cook	SBE	13	224	985	4.4	80.4	21	0	0	47	64	4	17.2	75.8
6 Fields	BRX	12	146	932	6.4	80.8	41	0	0	65	56	13	12.2	77.7
7 Williams	COW	13	212	910	4.3	82.1	23	2	1	43	55	13	16.3	70.0
8 Wilson	TCT	12	143	896	6.3	80.4	24	1	0	42	52	10	11.9	74.7
9 Jackson	BUF	13	145	841	5.8	72.4	30	0	0	52	74	6	11.2	64.7
10 Gibbs	LPB	13	142	779	5.5	77.5	24	0	0	37	62	5	10.9	59.9
11 McCaffrey	CHI	13	165	761	4.6	73.3	16	0	0	42	54	9	12.7	58.5
12 Dillon	BUF	13	185	760	4.1	81.6	18	0	0	47	27	4	14.2	58.5
13 Robinson	BRH	13	130	759	5.8	83.8	16	0	0	39	63	5	10.0	58.4
14 Etienne	CB	13	158	753	4.8	68.4	20	0	0	32	88	3	12.2	57.9
15 Ekeler	BRH	13	149	748	5.0	81.2	22	0	0	45	67	10	11.5	57.5
16 Foreman	BRX	12	167	731	4.4	77.2	18	0	0	33	58	3	13.9	60.9
17 Jones	NJ	13	128	711	5.6	80.5	27	0	0	64	26	6	9.8	54.7
18 Allgeier	DTL	12	160	698	4.4	79.4	16	0	0	34	27	3	13.3	58.2
19 Walker III	SEA	12	149	687	4.6	81.9	21	0	0	32	40	3	12.4	57.3
20 Barkley	PCC	13	202	674	3.3	78.2	14	1	0	26	39	5	15.5	51.8
21 Pacheco	CHP	13	152	664	4.4	82.2	14	0	0	30	36	3	11.7	51.1
22 Allen	DTL	13	101	633	6.3	78.2	27	1	0	37	36	6	7.8	48.7
23 Patterson	BUD	10	114	620	5.4	83.3	18	0	0	36	39	6	11.4	62.0
24 Johnson	ICC	13	112	611	5.5	85.7	15	0	0	32	53	4	8.6	47.0
25 Mixon	LPB	12	155	587	3.8	77.4	13	0	0	33	44	4	12.9	48.9
26 Murray	COW	10	104	522	5.0	87.5	15	0	0	23	61	1	10.4	52.2
27 Jones	CHI	13	119	505	4.2	64.7	19	0	0	33	35	3	9.2	38.8
28 Mostert	BUD	12	96	486	5.1	84.4	12	0	0	25	46	3	8.0	40.5
29 Conner	VV	10	118	473	4.0	83.1	9	0	0	31	23	5	11.8	47.3
30 Kamara	PCC	11	91	468	5.1	83.5	13	0	0	21	27	3	8.3	42.5
31 Stevenson	GEO	13	89	444	5.0	76.4	13	0	0	22	35	1	6.8	34.2
32 Pierce	ERI	12	106	430	4.1	80.2	7	0	0	17	78	1	8.8	35.8
33 Harris	BB	10	77	417	5.4	87.0	12	0	0	24	15	0	7.7	41.7
34 Harris	ERI	13	114	412	3.6	83.3	8	0	0	23	22	3	8.8	31.7
35 Hurts	PIC	13	81	411	5.1	85.2	18	0	0	36	32	9	6.2	31.6
36 Fournette	BRX	12	104	403	3.9	78.8	8	0	0	23	22	4	8.7	33.6
37 Hall	TCT	4	69	398	5.8	81.2	14	0	0	21	58	3	17.3	99.5
38 Pickett	CHP	13	57	381	6.7	87.7	12	0	0	21	29	2	4.4	29.3
39 Montgomery	NJ	12	114	375	3.3	81.6	5	0	0	16	29	1	9.5	31.3
40 Mahomes	VV	13	57	373	6.5	86.0	17	0	0	24	20	3	4.4	28.7
41 Spears	BB	13	71	356	5.0	76.1	12	0	0	23	31	2	5.5	27.4
42 Akers	VV	12	88	342	3.9	83.0	7	0	0	28	22	1	7.3	28.5
43 Brissett	EE	11	51	324	6.4	86.3	14	0	0	22	41	2	4.6	29.5
44 Dobbins	CHP	9	63	323	5.1	76.2	11	0	0	15	44	2	7.0	35.9
45 Murray	ERI	9	55	321	5.8	78.2	15	0	0	31	28	3	6.1	35.7

Receiving	G	No	Dp	Att	Rac	Yds	Avg	25	50	FD	Lg	Td	Rec/G	Yds/G	
1 Jefferson	BUD	13	85	4	133	235	1227	14.4	11	0	63	64	8	6.5	94.4
2 Hill	VV	13	80	5	138	321	1569	19.6	19	0	60	75	13	6.2	120.7
3 St. Brown	YOR	13	80	2	125	156	750	9.4	2	0	38	56	2	6.2	57.7
4 Metcalf	EE	13	79	4	128	277	1088	13.8	8	0	52	67	6	6.1	83.7
5 Adams	LPB	13	79	2	119	239	1230	15.6	9	0	54	62	2	6.1	94.6
6 Lamb	SEA	13	78	4	125	214	1061	13.6	12	0	53	46	6	6.0	81.6
7 Brown	ICC	13	71	6	125	411	1556	21.9	22	0	60	77	15	5.5	119.7
8 Ekeler	BRH	13	71	2	100	444	380	5.4	0	0	16	20	3	5.5	29.2
9 Williams	YOR	13	70	3	115	248	868	12.4	7	0	49	39	5	5.4	66.8
10 Jones	SS	13	69	4	107	205	732	10.6	5	0	32	62	4	5.3	56.3
11 McCaffrey	CHI	13	68	5	96	610	469	6.9	3	0	24	38	3	5.2	36.1
12 Johnson	GEO	13	64	6	107	235	925	14.5	9	0	48	45	8	4.9	71.2
13 Smith-Schuster	CHP	13	64	4	95	111	593	9.3	1	0	37	34	4	4.9	45.6
14 Pittman Jr.	CB	13	63	0	100	91	784	12.4	2	0	47	30	2	4.8	60.3
15 Cooper	GEO	13	62	2	100	229	1385	22.3	22	0	57	58	17	4.8	106.5
16 London	BRH	13	62	5	98	183	960	15.5	12	0	49	47	9	4.8	73.8
17 Jeudy	BB	11	60	9	93	213	770	12.8	3	0	34	72	2	5.5	70.0
18 Moore	TCT	13	60	5	103	140	853	14.2	11	0	47	34	7	4.6	65.6
19 Diggs	BUD	13	59	4	117	133	620	10.5	4	0	32	46	6	4.5	47.7
20 Evans	COW	12	59	7	92	193	747	12.7	6	1	34	51	4	4.9	62.3
21 Chase	VV	10	58	7	88	128	761	13.1	4	0	47	29	8	5.8	76.1
22 Godwin	BRX	12	58	4	88	220	772	13.3	8	0	36	52	5	4.8	64.3
23 Kelce	CHP	13	58	5	103	146	618	10.7	2	0	42	29	7	4.5	47.5
24 Samuel	DTL	13	56	5	89	196	759	13.6	4	0	47	58	6	4.3	58.4
25 Smith	PIC	13	55	7	92	129	843	15.3	7	0	44	30	5	4.2	64.8
26 Andrews	ERI	11	55	5	77	128	535	9.7	2	0	23	43	3	5.0	48.6
27 Stevenson	GEO	13	55	5	78	585	497	9.0	4	0	21	43	2	4.2	38.2
28 Waddle	ERI	13	54	4	90	204	944	17.5	10	0	38	69	5	4.2	72.6
29 Higbee	TCT	13	54	9	89	118	485	9.0	1	0	35	26	7	4.2	37.3
30 Peoples-Jones	SS	13	53	0	79	143	859	16.2	10	0	40	45	1	4.1	66.1
31 Woods	BUF	13	52	7	83	150	577	11.1	4	0	28	49	4	4.0	44.4
32 Lockett	TCT	13	52	0	86	150	619	11.9	4	0	35	43	4	4.0	47.6
33 Kirk	ICC	13	51	4	84	111	679	13.3	7	0	35	33	4	3.9	52.2
34 Gage	BUF	10	51	1	77	65	402	7.9	0	0	23	19	2	5.1	40.2
35 Schultz	SS	13	51	6	87	58	381	7.5	0	0	14	19	2	3.9	29.3
36 Thielen	LPB	13	51	0	70	112	520	10.2	1	0	32	33	5	3.9	40.0
37 Kmet	YOR	13	51	1	82	162	520	10.2	3	0	27	47	5	3.9	40.0
38 Boyd	CHI	13	50	1	82	62	580	11.6	2	0	32	29	2	3.8	44.6
39 Flowers	CHI	12	50	5	81	210	678	13.6	5	0	36	57	6	4.2	56.5
40 Engram	BRH	13	50	3	76	104	495	9.9	1	0	28	32	3	3.8	38.1
41 Cooks	CB	10	50	8	83	242	797	15.9	9	0	40	52	5	5.0	79.7
42 Kamara	PCC	11	48	3	69	500	412	8.6	2	0	22	29	2	4.4	37.5
43 Addison	CB	13	48	6	74	89	596	12.4	1	0	35	41	6	3.7	45.8
44 McLaurin	NJ	13	48	4	80	135	504	10.5	2	0	25	80	2	3.7	38.8
45 McKinnon	NJ	13	48	0	63	476	383	8.0	4	0	19	38	3	3.7	29.5



AROUND THE



With Spats McChad

DUE TO ONGOING LITIGATION, 'AROUND THE EFL WITH SPATS McCHAD' IS TEMPORARILY UNAVAILABLE. IN ITS PLACE, EFL NEWSLETTER BRINGS YOU 'TUESDAY MORNING QUARTERBACK' BY PETER PRINCE, COURTESY OF NORTH AMERICA TODAY.



N.AMERICA
TODAY

TUESDAY MORNING QUARTERBACK



By PETER PRINCE AND THE TMQB STAFF

INSIDE MY ALL-PRO NOTEBOOK – OFFENSIVE LINE.

KEY TAKEAWAYS FROM UPSET WEEK IN THE EFL

Continuing to browse through my All-Pro notebook I arrive at my favourite and most challenging position, the offensive line. Unlike the offensive skill positions and defensive positions like edge rusher and safety, there are no statistics to guide us to the obvious choices. Benny Clamp of 'Crush' would disagree. He keeps his own statistics, highly personalized but based on decades of watching offensive linemen ply their obscure trade. I will sometimes defer to Benny's opinion when I am in doubt, as he has studied and understands the blocking schemes in play among all 24 EFL teams. This is critical in knowing the difference between a missed assignment and a mismatched scheme. While everybody is watching the ball, Benny is watching the big men on the line. More often, I defer to the coaches speaking to me both on and off the record. They are the real experts. They know exactly what was supposed to be done on any given play and who is executing the game plan and who is not. There are only five First Team All-Pro offensive linemen – one at each position. Arguably, to be named a First Team All-Pro at any offensive line position is as prestigious as being named First Team All-Pro quarterback.

First Team Left Tackle

Benny Clamp would disagree, but the rest of the football world recognizes the quarterback's "blindside" protector

as being the most critical position on the offensive line. Only the best quarterbacks can overcome the challenges of having a weak left tackle. My preferred left tackles pass-protect first, run block second.

Trent Williams

He has the most imposing presence in the league. Blitzes usually go to the opposite side. He is not flawless. The one sack he allowed to Erieau linebacker Markus Golden was actually created by Myles Garrett, an All-Pro himself. Steel sharpens steel. In the run-heavy Pickering offence, Williams shows as well as any road grader. He is my favourite, but with four weeks to go there are other players who could challenge.

Tristan Wirffs

Easily overlooked, those in the know understand how valuable Wirffs is to Bryce Young's development. He has not allowed a sack this year. He is a guardian angel on Young's blind side, giving him the precious extra second or two that a rookie quarterback needs to decide. For some reason, the Coyotes run to the left less than 5% of the time, but Wirffs is still credited with 11 "big bocks" in the run game. He makes his presence felt.

Lane Johnson

When a quarterback performs as well as Patrick Mahomes, serious analysts look at the supporting cast. With opposing defences furiously attacking the line to disrupt the quarterback, Johnson is in the line of fire on almost every play. He has had to protect on the fourth most drop backs in the league and has surrendered only three sacks. When you know somebody like Johnson has your back, you might hang in a little longer than you should.

Andrew Thomas

Opposing defences are not afraid to blitz Jared Goff. Being a pocket passer makes him a target. Goff dissects the blitz as well as any pocket passer, but when it gets through, he is a sitting duck. One of the reasons Goff stands tall and delivers is Thomas. He has allowed just one sack all year playing almost every offensive snap.

Laremy Tunsil

I think the Patriots' left tackle deserves a mention because he is arguably the best offensive player on an offence that has persistently struggled. The 2023 Patriots will be forgotten as soon as Week 17 ends, so it needs to be put on the record now that Tunsil is one of the league's best left tackles for doing all that is asked of him.

First Team Left Guard

Benny Clamp knows more about offensive linemen than most and he claims that left guard is the secret to a great line because most coaches stash their most vulnerable lineman at this position. The theory of the weak left guard is that the right guard will slide toward right-side pass protection and the center will slide to help the left guard. Clamp argues that having a good left guard allows more flexibility. I think it depends on the system, but if you can have an All-Pro at left guard, you're in great shape.

Joel Bitonio

The mainstay of the Bombers' offensive line is left of center to help Jordan Mailata protect the pocket for a quarterback, Justin Fields, who likes to hold on to the ball as long as he can. He gets his fair share of penalties, but that is because he is in the mix on almost every play. He is also an accomplished pulling guard, opening holes on Bruxelles' favoured trap runs to the right. Bitonio makes a great offensive line special.

Chris Lindstrom

The undisputed leader of the Triumph's front five guarding Trevor Lawrence, Lindstrom's great attribute is his flawless execution. The coach, the running back, the quarterback, can rely on him to be where he is supposed to

be, executing at a high level. Stalemate is the most an opposing defender can expect when locking up with this Nordic Viking replicant. A coach cannot ask for anything more.

Quenton Nelson

The Cubs rely on their perennial stud at left guard as much as they do on their left tackle, Tyler Smith, to hold the pocket on the deep routes that they favour so much lately. This means Nelson's value lies in how few sacks he allows and how few penalties he takes. He is exemplary on both counts, and never fails to make a run block.

Zack Martin

The Blue Eagles have had a rough season so far, but it would have been much rougher without Martin on the line. Joe Burrow likes to hold on to the ball as long as he can, putting his linemen in a tough spot. Martin has been flagged just once and not for a hold. On a winning team he would be at the top of the list.

First Team Center

Center is the quarterback of the offensive line, according to Benny Clamp. Yet, center is dismissed by most analysts and fans as the least athletic position on the line. For lateral movement, perhaps it is, but the center is also staring down the face of the largest men on the defence. I wouldn't like to be in that position.

Jason Kelce

Kelce is a reason the Braves like to run inside. He is also the savviest center in the game. "He knows what the defence is going to do before the defence does," Braves offensive line coach Travelle Wharton told me when I visited training camp this summer. He is a willing competitor and sometimes gets a flag for his troubles.

Creed Humphrey

The Creed, as he is called, is a bully in the run game and a savant in calling pass protections, even if he is just good rather than great at stopping the interior rush. Josh Jacobs and Tua alternate buying him a steak dinner every week, according to Georgia offensive line coach Russ Grimm.

Frank Ragnow

'Frank the Tank' can take most nose tackles one-on-one. He is often asked to do so to free up the All-Pro-grade guards on either side of him helping the weaker flanks. He has had his share of cage matches as a result with the odd mismatch resulting in pressures allowed. His great impact is in what he allows his teammates to do.

First Team Right Guard

A great right guard can be as important as a good left tackle in traditional slide protection schemes. With more modern schemes emphasizing right side pass protection from the tackles, the right guard is relied on more to help the center on inside run plays. Still, there are a few traditional muckers still out there who do both effectively.

Michael Onwenu

Another Bomber on my short list. The secret to the success of Justin Fields and the Bruxelles run game should be obvious by now. "He is a natural right guard. Powerful and moves fast for a big man," offensive line coach, Kevin Mawae, told me at Bombers training camp this summer. And Kevin knows a thing or two about linemen.

Brandon Scherff

The eighth overall pick of the 2015 draft has been a centerpiece of the York line since. His consistency and durability are valuable assets alone, but to that he adds strength and surprising fluidity as a pulling guard that

helps Derrick Henry get his motor started early at the line of scrimmage. Tom Brady loves him too.

Damien Lewis

Incredibly underrated from the moment he was drafted in the 4th round by Twin Cities in 2020. Lewis has been rock steady as a run blocker, but most people don't realize how adept he is at pass blocking and at picking up the blitz as well. Lewis has not given up a sack according to Pro Football Focal Point. He is an unsung hero.

First Team Right Tackle

The position is evolving according to Benny Clamp. With defences stacking more than one designated edge rusher to disrupt increasingly complex passing games, the right tackle can no longer be a simple road grader. Defences like to move their ends around and bring pressure from any side. Offences don't like to move around their linemen. That makes a versatile right tackle a precious asset in today's game.

Jonah Williams

For versatility and certified technical skill, Williams is my choice for top right tackle. Half the teams in the league would be happy with him as their starting left tackle. Not overpowering, but effective as a run blocker, with left side pass blocking skills, Williams has allowed just one sack all year and laid down 20 "big blocks" per Clamp.

Jake Matthews

In pass protection there is no better right tackle. Matthews has allowed no sacks so far and does not require help from the tight end. Is this enough to make up for his erratic run blocking when considering him for elite status? Benny Clamp classifies him a "whiffer master" as a run blocker. Not a tag usually associated with an All-Pro.

Jack Conklin

Built in the same mold as Matthews, Conklin is reputedly Coach Kaldis' favourite lineman, a "lifetime Thunder Lizard" according to team sources. The blocking scheme in Durham is different, with the top lineman placed on the right side to protect Josh Allen's blindside, which is apparently where he is looking. Strange, but it works.

Key Takeaways from Upset Week...starting with the big shocker

The big news this week comes from Minneapolis, where the Triumph handed the Violators their first loss of the season, 26-24. There will be no perfect season in the EFL in 2023. Many fans are shocked. I am not. I did raise my eyebrows slightly, so well-built are the Violators.

There are reasons for Twin Cities to give its best effort in an otherwise unremarkable Week Thirteen match. The Triumph can theoretically catch Virden for the Central Division title, which is one incentive. The other is coach, Guy Williams' personal stake in this outcome. This was his last shot at Virden in the regular season. The Triumph are the only team in the Pacific Conference to record a perfect season. Their proud coach understandably wants to keep it that way and he ensured it with a win.

The Triumph played a perfect first half, according to the script Coach Williams himself might have written. They played very well in the second half as well. And they still almost lost the game. So powerful are the Violators. Virden was missing Ja'Marr Chase and their top three running backs. This is not an excuse, but it does explain how the Triumph were able to focus their defensive game plan and deprive Patrick Mahomes of freedom of delivery to his most potent options. Lost in the noise of Virden's first loss is the breaking of Mahomes' 75-game touchdown pass streak. Since he became the Virden full-time starter in 2019, Mahomes has thrown at least one touchdown pass in every game he has started. In Week Thirteen of 2023, he threw zero. Remarkable!

I expect that Virden and Twin Cities will meet again in the post-season. Virden will recover from this temporary setback and go on to claim the top seed in the conference and Twin Cities will likely overcome the Crusaders in the wildcard game. My takeaway from this biggest upset of Week Thirteen: Virden must be healthy heading into the post-season or face a master game-planner short-handed, an opponent who knows how to take away his top weapons. Nothing can be taken for granted in the EFL and coaching matters.

Is Defence Making a Comeback?

It is not often a reigning champion is the underdog in any game the season following their big win. This year things are different. The Thunder Lizards had to make big roster changes in the off-season. The Spartans are ascendant and near peaking; they have earned the right to be the favourite in almost any game they play, even against the reigning champ. They came in this week as seven-point favourites and failed to score seven points, as Durham flashed their championship credentials with a 13-6 win. Upset? Yes. Shocking? No!

The Spartans are a great story. They epitomize team. There are some who ascribe the success of Jalen Hurts to the team concept and not to his talent as a passer or runner. For those who subscribe to that view, this game was a vindication. The defences on both sides dominated the gridiron. Kickers were the alpha males of the scoreboard through 57 minutes. The outcome was dying for a quarterback – any quarterback – to make a play to decide the outcome. Josh Allen made that play, not Jalen Hurts. Allen carried the ball himself on the final three plays of the game's only touchdown drive, covering 38 yards, the final a two-yard dive into the end zone.

If these teams meet again, the roles could well be reversed. Hurts can do exactly what Allen did – he has the talent and the will. He is not solely a product of the system. But this week, the defending champs defended their honour against their greatest challenger in the Atlantic Conference. It reinforces my point of last week, that Durham will be tough to beat down the stretch.

Is Winnipeg the Football Capital of the World?

When we think of two-team professional football markets the capitol of the Canadian province of Manitoba does not jump to mind. When we see that Winnipeg is in effect a four-team market, our minds are blown. Mine is, anyway. Somehow, it works. All four teams are still around and influencing the market. Likely not for long after the establishment Patriots rose up and knocked down their much more talented newbie rivals at True North Field, a mere four miles from Charleswood's Patriot Place. The Crusaders' fan market cannot easily sustain such a loss.

Kenny Pickett, a hero one week and ready to be run out of town the next, put his hero shirt on with a 49-yard touchdown pass to Nelson Agholor to give the underdog Pats a 24-20 win over hated rival, Peg City. An injury to Ryan Tannehill spoiled what might have been a dramatic comeback. Injuries are part of the game. Now the Crusaders are tied with Twin Cities for the first wildcard position. I am told by my sources that Mac Jones needs a good game next week to stay in consideration as the quarterback of the future in Peg City.

Losers and winners in Week 13

The Excaliburs are the big losers in Week Thirteen, falling to Sebastian 25-10. Nick Chubb is living up to his \$15 million salary on a Swordfish team arriving too late to the party. The Braves are making their case for the post-season after defeating Erieau 22-20. C.J. Stroud is a fan favourite, but the defence is the difference maker. Aaron Rodgers continues to make clutch plays, but North Stars' stock is still plummeting after they barely beat Cowtown 15-13 at the Airport in Budapest. My gut tells me they will recover their bravado in the playoffs.

BUG THE BOOKIE!

JIMMY THE GEEK GIVES YOU HIS PICKS FOR WEEK FOURTEEN EFL ACTION

Your source for fantasy and on-line betting solutions



RECORD VS THE SPREAD AFTER WEEK 13:

93-56-7

Jimmy's WEEK FOURTEEN PICKS

BRUXELLES @ ERIEAU (line – BOMBERS by 3)

INJURIES: **Bruxelles** – DeAndre Hopkins (OUT), Marcus Maye (OUT), Harrison Smith (OUT), Khalil Herbert (OUT), Greg Dulcich (OUT); **Erieau** – Emmanuel Forbes Jr., (QUESTIONABLE), Dre'Mont Jones (QUESTIONABLE), Sione Takitaki (OUT), Justin Houston (OUT), Aaron Robinson (IR).

The case for an Erieau playoff berth is not closed yet but has become very difficult to make after they fell to LaPlata last week on a late field goal. The picture does not get any brighter here against the East Division leading Bombers, who arrested a two-game slide by inserting Mitch Trubisky into the starting lineup in their win over Chino. The status of Justin Fields remains up in the air. He is not on the injury report but has not been announced as the starter. Fields perhaps needed a reset after two straight losses in which he did not play well, but quarterback controversy is never a good thing during the stretch run, making the Bombers' prospects questionable. This may provide an opening for the Caddies to steal one at home, if Kyler Murray can take care of the ball. **PICK: ERIEAU**

GEORGIA @ BUFFALO (line – GLADIATORS by 10)

INJURIES: **Georgia** – Dalvin Tomlinson (PROBABLE); **Buffalo** – Quinnen Williams (PROBABLE), Jaycee Horn (QUESTIONABLE), Lamar Jackson (OUT), Josh Reynolds (OUT), Kayvon Thibodeaux (OUT), Kadarius Toney (OUT).

Lamar Jackson broke his foot last week, ending his season. This effectively ends the Derailers' season as well, as Tanner McKee is now the starting quarterback. If you have never heard Tanner McKee's name before, you are in good company. Nobody speaks of the back-up quarterback on a team with Lamar Jackson on it, and nobody expects to see him. Well, here he is, making his first start, and judging from his performance in relief last week, it could be a long afternoon at Highmark Stadium. The Glads took apart East Elmhurst last week to maintain their two-game lead in the division. Tua threw a slew of touchdown passes, Amari Cooper gathered in a few more touchdowns, and the defence took the ball away. The Glads are rising and the Derailers are sinking. **PICK: GEORGIA**

NEW JERSEY @ EAST ELMHURST (line – WRECKING BALLS by 1)

INJURIES: **New Jersey** – Deebo Samuel (QUESTIONABLE), Keenan Allen (OUT), Arik Armstead (OUT), Chidobe Awuzie (OUT); **East Elmhurst** – Shaquil Barrett (OUT), Christian Darrisaw (OUT), Rondale Moore (OUT).

They have a long way to go to level up with their divisional and wildcard competitors, but New Jersey kept pace with a must-win over Billtown last week. The Irish were shredded by Tua, but moved the ball well and might have stayed in it if not for three turnovers. The Irish have ten of those in their last 5 games, a pace that explains their 1-4 record during that stretch. Technically, they are not out of the playoff race, but they may as well be. That mean the kind of games where fringe players play hard for roster spots next year and established vets go through the motions. The Balls stuck with Daniel Jones at quarterback last week and he delivered his kind of game, running for almost as many yards as he passed for. That won't cut it against an underrated Irish D. **PICK: EAST ELMHURST**

LAPLATA @ COBB COUNTY (line – COYOTES by 3)

INJURIES: **LaPlata** – Ronnie Stanley (PROBABLE), Paulson Adebo (OUT), Marcus Davenport (OUT), Joe Mixon (OUT), Alijah Vera-Tucker (OUT); **Cobb County** – Jamal Adams (PROBABLE), Brian Allen (OUT), Adoree' Jackson (OUT), Brandon Jones (OUT), Kader Kohou (OUT), Luke Musgrave (OUT), Payton Turner (OUT), Tre'Davious White (OUT).

The Braves are not making it look easy but their shaky three game win streak counts as much as any other and has them in the hunt for a playoff spot. C.J. Stroud is consistently inconsistent, alternating two so-so games in a row with two good games in a row since his first start back in Week Five. According to the pattern, he is going to struggle somewhat against a capable Coyote defence that held the explosive Cubs in check last week. His fellow first-round rookie, no.1 overall pick, Bryce Young, is maturing nicely, as his top

notch game against the Cubs showed. His interceptions are down, his TD passes are up, and last week he set a personal high in rushing yards. His task against the sturdy Braves' defence will be hard, but he will be the QB to make the key play. **PICK: COBB COUNTY**

VIRDEN @ COWTOWN (line – VIOLATORS by 8)

INJURIES: Virden – James Conner (PROBABLE), D.J. Humphries (QUESTIONABLE), Cam Akers (DOUBTFUL), Jalen Mills (OUT), Keaton Mitchell (OUT), Mitch Morse (OUT), Isaiah Oliver (OUT); **Cowtown** –Jeremy Chinn (OUT), Dylan Cole (OUT), Carlton Davis (OUT), Matt Ioannidis (OUT), Michael Pierce (OUT).

The Violators' hopes for a perfect season were dashed last week in Minneapolis, but their pedigree is still of the very highest. It is likely no coincidence that the loss came when Ja'Marr Chase and their top three running backs were injured. Chase is back for this game, and with Carlton Davis out, the Corn Kings will have an odd man out in the matchups in the secondary. Cowtown executed their game plan in a hostile environment last week, but it was not enough to overcome Aaron Rodgers' two deadly sniper shots. Although they are at home, they face a much tougher opponent, with the top-rated defence in the league to back-up Patrick Mahomes and his obscene arsenal. A bad weather day in Cowtown could make it interesting, but if that's your only bet, better not to go there at all. **PICK: VIRDEN**

PEG CITY @ SEBASTIAN (line – CRUSADERS by 4)

INJURIES: Peg City – Jakobi Meyers (PROBABLE), Jeff Okudah (PROBABLE), Cody Whitehair (QUESTIONABLE), Ryan Tannehill (OUT); **Sebastian** – Michael Gallup (PROBABLE), Denzel Perryman (QUESTIONABLE), Divine Deablo (OUT), Kristian Fulton (OUT), Dalton Schultz (OUT), Jonathan Taylor (OUT), Kendal Vickers (OUT), Ahkello Witherspoon (OUT).

The Crusaders lost the second round of the Battle of Winnipeg last week to a team they outmatched on paper. The Pats are a true rival in that they rise to such an occasion, but the loss is cause for concern for the Pegs. They are in a dead heat with the Triumph for the privilege of a home wildcard game, and opportunities like last week and this week cannot be allowed to slip away. The Swordfish played soberly against York last week and got a big win. It is unlikely Sebastian can overcome their horrible start but wins like that and the one four weeks prior over Georgia speak to how this team is better than their record suggests. The injuries are piling up, however, and depth is always a concern for this franchise. This game is a tough call. The Fish showed rare patience last week, suggesting a change in strategy, while the Pegs seem to let up against perceived weaker opponents – a worrying combo for the visitors. **PICK: SEBASTIAN**

CHARLESWOOD @ DURHAM (line – THUNDER LIZARDS by 14)

INJURIES: Charleswood – De'Vondre Campbell (DOUBTFUL), Teven Jenkins (DOUBTFUL), D.J. Chark (OUT), J.K. Dobbins (OUT), Antonio Gibson (OUT), David Ojabo (OUT); **Durham** – D.J. Reader (DOUBTFUL), Quinn Meinerz (OUT).

Durham took down the Spartans in Week 13, handing their conference rival only their second loss. They did it on defence, scoring the game's only touchdown late in the fourth quarter, after averaging nearly 40 points per game the previous three weeks. This tells me they can win any way they need to, one hallmark of a great team. The Pats are coming off a shocking win over Peg City after looking dead in the water the previous two weeks. That tells me you can never be too sure about anything...except here. The Pats simply do not have the firepower, nor the defensive armour to survive four quarters in the ring with Durham, especially on the road. The only factor that could turn that around would be another wholesale benching of Durham starters. Expect this to be over early. **PICK: DURHAM**

TWIN CITIES @ SCARBOROUGH (line – TRIUMPH by 5)

INJURIES: Twin Cities – Derek Stingley Jr. (OUT). **Scarborough** – Travon Walker (OUT).

The rising Triumph are coming off their biggest win of the year. The grounded Blue Eagles are coming off yet another loss. It is easy to dismiss this as another easy bet, especially since the Triumph are favoured by less than a touchdown. Coincidentally, the last time the Eagles won it was over the Crusaders, the Triumph's divisional rival in the wildcard race. Nobody expected that upset as much as nobody expects one here. Yet, Joe Burrow has a way of flashing superstar chops on any given Sunday, as he did last week in turning a ragtag receiving corps into deadly accomplices in a highly efficient outing against the Hawks. The problem though, is the Scarborough defence that cannot stop the run. Jeff Wilson and Breece Hall want their 200 yards and they'll get it! **PICK: TWIN CITIES**

BUDAPEST @ CHINO (line – NORTH STARS by 2)

INJURIES: Budapest – None. **Chino** – Von Miller (PROBABLE), Darnell Savage (PROBABLE), Za'Darius Smith (OUT), Godwin Igwebuike (OUT), Darnell Mooney (OUT), Sterling Shepard (OUT).

Most people I know agree that the North Stars and the Convicts are underperforming, despite their current positions as prohibitive Atlantic Conference wildcard favourite, and West division-leader respectively. Budapest survived Cowtown last week in a drudgely played game that featured only two 21st century-style highlights, courtesy of Aaron Rodgers' mastery of play-action. Meanwhile, the Convicts, a team that should have mastered play-action but don't seem to know what it is, fell without much fight to a Bruxelles team led

by Mitch Trubisky. The emotional scars from that will take a while to heal. On top of being psychologically on edge, the Convicts could be missing important starters in this game due to injury. Expect the fully healthy Stars to prey on this vulnerability. **PICK: BUDAPEST**

SEATTLE @ BROOKLIN (line – HAWKS by 6)

INJURIES: Seattle – Gabe Jackson (PROBABLE), Trey Sermon (DOUBTFUL), Sebastian Joseph-Day (OUT), Trent McDuffie (OUT), Foster Moreau (OUT), Sean Murphy-Bunting (OUT), Hunter Renfrow (OUT), Alontae Taylor (OUT), Carson Wentz (OUT), Ar'Darius Washington (IR); **Brooklin** – Sam Hubbard (PROBABLE), Kwity Paye (PROBABLE), John Michael Schmitz Jr., (DOUBTFUL), Damone Clark (OUT), Kamren Curl (OUT), Xavier McKinney (OUT), Wyatt Teller (OUT), Garrett Boles (IR).

The Pilots won the battle against Buffalo but may have lost the war when Carson Wentz went down running a bootleg on the opening play of the second half. Gardner Minshew is a capable back-up, but Wentz was a big part of the Pilots' offensive resurgence over three wins in their last six games. The Pilots have other injury problems, particularly in the secondary, where they are missing three of their top four corners. The Hawks have injury concerns as well, notably at safety and on the offensive line. Last week they overcame a slow start to come back and defeat Scarborough. They did it mostly with the run game of Austin Ekeler and Bijan Robinson, as Geno Smith had a rough outing for the second straight week. For him, this game is a bounce back set-up against the hurting Pilots. **PICK: BROOKLIN**

IOWA CITY @ YORK (line – EXCALIBURS by 5)

INJURIES: Iowa City – (PROBABLE), Tre Brown (OUT), Amani Hooker (OUT), Jaylon Johnson (OUT), Marcus Jones (OUT), Josh Paschal (OUT), Darrell Taylor (OUT); **York** – Javonte Williams (PROBABLE), Kolton Miller (DOUBTFUL), Lawrence Guy (OUT), Azeez Ojulari (OUT), Brandon Smith (OUT), Mike Williams (OUT), Jabari Zuniga (OUT), Phidarian Mathis (IR), Tavierre Thomas (IR), Khyiris Tonga (IR).

With due respect to Tom Brady and King Henry, it is a stretch right now to have confidence that York can easily beat anybody by more than a field goal. They are 2-6 in their last eight games and those two wins came against Scarborough and Seattle. But the Cubs are in worse shape, having lost five straight and surrendered an average of 32 points per game in those games. There is no worse defence in the league – they are in the bottom five in every meaningful statistical category save for takeaways, where they rank an unimpressive 18th. Knowing that Brady will pass to Amon-Ra St. Brown every second drop back and that Henry will carry the ball 90% of the time will not help them. Even with Mike Williams out, the prospects of York piling it on through the air are high. **PICK: YORK**

PICKERING @ BILLTOWN (line – SPARTANS by 13)

INJURIES: Pickering – Willie Gay (PROBABLE), Marquise Brown (OUT), Ta'Quon Graham (OUT), Javon Kinlaw (OUT); **Billtown** – B.J. Ojulari (PROBABLE), Vita Ve'a (QUESTIONABLE), Austin Bryant (OUT), Christian Elliss (OUT), Jordan Fuller (OUT), Damien Harris (OUT), Isaiah Hodgins (OUT), Shaquille Leonard (OUT), Joe Thuney (OUT), Michael Thomas (IR).

To emphasize the positive, the Bats have been competitive in their last four games, the second half of an eight-game losing streak amid a dismal one-win season. Justin Herbert is somehow keeping the offence from drowning, despite no run support and a battered and unimpressive receiving corps. None of this will help them this week. The Spartans remain the best the Atlantic Conference has to offer, despite their loss to Durham last week. The Spartans will want to erase the stain of that setback by leaving no doubt about who is boss in this contest. They are proud, but not vindictive, so don't expect a 50-point "message," just a very comfortable win. **PICK: PICKERING**



EFL
ELITE FOOTBALL LEAGUE