

WEEK 11



EFL
ELITE FOOTBALL LEAGUE

2023


We're Number 1!
December 17, 2023

ON BURROWED TIME!

EAST




CENTRAL



WEST



NORTH



COASTAL



SOUTH




Joe Burrow
Scarborough Blue Eagles

Blue Eagles quarterback, *Joe Burrow*, stands tall as he prepares to deliver a strike to *Marvin Mims Jr* to the back of the end zone for a touchdown in 4th quarter action in Peg City. Burrow and the rookie wide receiver partnered up for seven receptions, 116 yards and 2 touchdowns to lead Scarborough to a stunning upset over the Crusaders at True North Field. The surprise win was just one of several surprises in Week Eleven action in the EFL. *(Story inside)*



*Who was slick
in Week Ten?*

**“Brylcreem” THE
EFL’S FIRST SPONSOR**



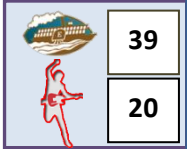
Justin Jefferson
WR
Budapest
North Stars

13 Rec, 234 Yds, 64 Lg, 2 TDs. All Pro effort vs Bats staved off big upset.



Justin Houston
OLB
Erieau
Cadillac

9 Tk, 2 Sacks, 1 INT (15 yds). Did it all in win. 1st quarter pick set up early TD.



Nyheim Hines returned a kick 95 yards for a TD and **Rodney McLeod** scooped up a **Romeo Doubs** fumble and ran it back 54 yards for a TD to shock the Wrecking Balls on their home turf. Hines also scored the only offensive TD of the game for Erieau on a 5-yard run after a **Justin Houston** interception of **Daniel Jones** put Erieau at the NJ 17-yard line. **Jason Myers** was steady with 6 FGs in 6 attempts, 4 of them from 42 yards or more. **Matt Stafford** replaced an ineffective Jones in the 4th. He threw an 80-yard bomb to **Terry McLaurin** for a TD but was unable to close the big gap.

12-17-2023 Stone Pony Shore Temp:59 Wind:0-5 None Line:NJ by 6 MVP:Houston HFA:0

	1	2	3	4	Tot
2023 Erieau (5-6)	3	10	10	16	39
2023 New Jersey (5-6)	7	7	0	6	20

Passing

ERI: Murray 31/21 204 Yds

NJ: Stafford 11/8 132 Yds TD, Jones 21/15 97 Yds Int

Rushing

ERI: Murray 6/46, Pierce 12/32, Harris 5/16, Bolden 3/8, Hines 2/4 TD

NJ: Jones 8/85 TD, Robinson Jr. 8/39, Montgomery 4/9, Samuel 1/3 TD

Receiving

ERI: Higgins 6/69, Waddle 4/64, Harris 4/22, Andrews 3/27, Pierce 2/11, Henry 1/6

NJ: Doubs 6/57, Samuel 6/42, McKinnon 5/31, McLaurin 3/86 TD, Robinson Jr. 1/7

Defense

ERI: Houston Int 2-Sks 9-Tk, Garrett 2-Sks 4-Tk, Diggs FF 7-Tk

NJ: Armstrong Sk 5-Tk

Injuries

ERI: Robinson 5, Takitaki 3, Jones 2

NJ: Allen 5, Awuzie 4, Campbell 1

Misc

ERI: McLeod FR TD, Hines 1/95 KR 95 Lg TD, Myers 6/6 FG 53 Lg

NJ: Doubs F-L



Jahmyr Gibbs broke three tackles on his way to a 46-yard TD that snapped a 20-20 tie in the 4th and sparked the Braves to a come from behind victory. The big play made up for a Gibbs fumble in the 1st quarter that set up Buffalo's first TD, a 6-yard TD run by **AJ Dillon**, his first of 2 in the game. The hero of the game was Braves' QB, **CJ Stroud**, who completed 12 of his last 13 pass attempts, including a 20-yard TD pass to **Dallas Goedert** that tied the game in the 3rd, and threw for 332 yards and 3 TDs. **Jaycee Horn** had a fumble recovery and interception to star for Buffalo.

12-17-2023 St. Charles Stadium Temp:72 Wind:Calm Line:LPB by 7 MVP:Stroud H

	1	2	3	4	Tot
2023 Buffalo (3-8)	3	14	3	6	26
2023 LaPlata (5-6)	6	7	7	10	30

Passing

BUF: Jackson 29/21 193 Yds TD

LPB: Stroud 26/22 332 Yds 3 TDs Int

Rushing

BUF: Jackson 18/135, Dillon 19/89 2 TDs, Bigsby 2/11

LPB: Gibbs 7/77 TD, Mixon 10/30, Stroud 5/20

Receiving

BUF: Fant 6/56, Toney 4/39, Reynolds 4/35, Dillon 2/19, Rice 2/34, Westbrook-Ikhine 1/6

LPB: Adams 7/91, Goedert 5/86 2 TDs, Mixon 5/85 TD, Thielen 4/51, Gibbs 1/19

Defense

BUF: Horn Int 7-Tk

LPB: Reddick 2-Sks FF 6-Tk, Onyemata 2-Sks 4-Tk, Clark 13-Tk

Injuries

BUF: Horn 2, Robinson 1, Gage 1

LPB: Vera-Tucker 3

Misc

BUF: Horn FR, Elliott 2/2 FG 37 Lg

LPB: Gibbs F-L, Joseph 1/1 FG 25 Lg



23



30

Tua Tagovailoa hit Diontae Johnson for 32 yards to the Coyote 4, then Josh Jacobs ran it in from the 2 to tie the game at 20 late in the 3rd. A Tyler Bass FG gave Georgia the lead, thenTua would find Johnson again for a 36-yards followed b a 16-yard TD pass to make it 30-20 Glads with 11:23 remaining. The Coyotes mustered a 69-yard drive to the 6 but settled for a Jake Moody FG to pull within a TD. They never got the ball back as Georgia held on for the remaining time to secure the win. Tua's first TD pass was a 46-yard bomb to Amari Cooper with 0:05 left in the 1st half.

12-17-2023 DeepWoods Off Col. Temp:67 Wind:5-15 None Line:GEO by 9 MVP:Tagovailoa HF

	1	2	3	4	Tot
2023 Cobb County (4-7)	3	10	7	3	23
2023 Georgia (7-4)	3	10	10	7	30

Passing

CB: Young 35/22 263 Yds TD
GEO: Tagovailoa 33/23 344 Yds 2 TDs

Rushing

CB: Etienne 11/44, Cook 5/10 TD, Hill 5/1
GEO: Jacobs 19/57 TD, Stevenson 9/55, Tagovailoa 1/2

Receiving

CB: Addison 6/75, Pittman Jr. 6/73, Musgrave 3/25 TD, Etienne 2/30, Cook 2/15
GEO: Cooper 8/162 TD, Johnson 7/134 TD, Stevenson 4/25, Otton 2/9, Jacobs 2/14

Defense

CB: Oluokun FF 10-Tk, Bates 8-Tk
GEO:

Injuries

CB: Turner 4, Jackson 3, Adams 3, Allen 2
GEO:

Misc

CB: Brown FR, Washington F-L, Moody 3/3 FG 29 Lg
GEO: Stevenson F-L, Wyatt FR, Bass 3/3 FG 45 Lg



20



10

The Irish gave up just 3 points off three turnovers by Jacoby Brissett on the team's first 3 possessions to survive the 1st half trailing Bruxelles 10-7. In the 3rd quarter, TY Hilton intercepted Justin Fields to set up an Eddie Pineiro FG to tie it, then East Elmhurst took the lead for good mid-way through the 4th on a 25-yard FG after an 8-play, 73-yard drive. The Irish then took a two-score lead with a 14-play, 79-yard TD drive capped by Zach Charbonnet's 3-yard run, his second TD of the game. Joey Porter Jr finished Bruxelles off by intercepting Fields, the QB's third pick of the game.

12-17-2023 The Fortress Temp:77 Wind: Line:BRX by 14 MVP:Charbonnet HFA:ON(

	1	2	3	4	Tot
2023 East Elmhurst (5-6)	0	7	3	10	20
2023 Bruxelles (8-3)	3	7	0	0	10

Passing

EE: Brissett 30/21 200 Yds Int
BRX: Fields 26/11 87 Yds 3 Int

Rushing

EE: Knight 21/137, Charbonnet 8/31 2 TDs, Brissett 2/16, Williams 4/13, Watt 1/1
BRX: Fields 10/42 TD, Foreman 11/42, Fournette 5/17, Herbert 3/16, Turpin 1/6

Receiving

EE: Metcalf 5/65, Jones 5/52, Moore 3/32, Schoonmaker 3/26, Granson 1/10, Charbonnet 1/4
BRX: Godwin 4/53, Herbert 2/1, Fournette 2/14, Wilson 1/6, Collins 1/6, Hopkins 1/7

Defense

EE: McCain FF 8-Tk, Bland Int 4-Tk
BRX: Okoronkwo Sk FF 5-Tk, Campbell Sk FF 4-Tk, Smith 9-Tk, Wilson 8-Tk, Branch Int

Injuries

EE: Barrett 2, Granson 1
BRX: Maye 5, Godwin 1

Misc

EE: Brissett 2F-2L, Pineiro 2/2 FG 38 Lg
BRX: Campbell FR, Anzalone FR, Maher 1/1 FG 44 Lg



16



41

After **Rayshawn Jenkins** intercepted **Patrick Mahomes** to set up a first-strike FG by Sebastian, the game went steadily downhill for the visitors. Mahomes responded with a 9-yard scramble for a TD then added two 2nd quarter TD passes, 4 yards to **Gabriel Davis** and 13 yards to **Chris Olave** to put Virden in front 21-6 at halftime. The Violators continued to pile on in the 2nd half, with two **Matt Prater** field goals framing a 19-yard TD pass to **Tyreek Hill** and an 18-yard TD run by **Keaton Mitchell**. Sebastian's offence was slowed down by a sluggish run game and 10 penalties for 80 yards.

12-17-2023 TERRORDOME Temp:77 Wind:Calm None Line:WV by 21 MVP:Mahomes HFA:ON(5)

	1	2	3	4	Tot
2023 Sebastian (2-9)	6	0	0	10	16
2023 Virden (11-0)	7	14	10	10	41

Passing

SS: Cousins 39/30 296 Yds TD

WV: Mahomes 34/21 258 Yds 3 TDs Int

Rushing

SS: Chubb 21/51, Taylor 4/16

WV: Mahomes 7/71 TD, Mitchell 9/70 TD, Akers 5/41

Receiving

SS: Schultz 6/55 TD, Marshall Jr. 5/58, Moore 4/24, Taylor 4/22, Peoples-Jones 3/61

WV: Hill 8/107 TD, Davis 3/34 TD, Hockenson 3/30, Mitchell 3/32, Olave 3/45 TD

Defense

SS: Jenkins Int Sk 9-Tk, Singleton 11-Tk, Barr Sk 4-Tk

WV: Hargrave 2-Sks FF 3-Tk, Lloyd 12-Tk, Mosley FF 8-Tk, Cox Sk 5-Tk, James 8-Tk

Injuries

SS: Vickers 5, Fulton 3, Deablo 3, Gallup 2, Perryman 2

WV: Mills 4, Humphries 2, Chase 1, Conner 1

Misc

SS: Carlson 3/5 FG 56 Lg

WV: Sims 2/81 KR 48 Lg, Prater 2/3 FG 38 Lg



37



17

Rashaad Penny opened the scoring with a 42-yard TD run on Durham's first possession. That run set the pace for a combined 300 rushing yards for the Lizards as they ran all over the Triumph. Penny ran for 170 yards in the 1st half alone before handing off to **Tyler Allgeier**, who rushed for 94 yards on the day. **Josh Allen** ran in a pair of 1-yard TDs and **Alexander Mattison** added an 11-yard marker late to round out the scoring. Once the Triumph fell behind 17-0, the Durham defence teed off on **Trevor Lawrence**, picking him off twice and limiting him to a 43-yard TD pass to **Tyler Lockett**.

12-17-2023 Wilhalla Stadium Temp:60 Wind:Calm None Line:DTL by 2 MVP:Penny HFA:

	1	2	3	4	Tot
2023 Durham (8-3)	7	10	7	13	37
2023 Twin Cities (7-4)	0	3	7	7	17

Passing

DTL: Allen 21/14 179 Yds

TCT: Lawrence 34/16 192 Yds TD 2 Int, Haener 6/3 26 Yds

Rushing

DTL: Penny 15/172 TD, Allgeier 19/94, Allen 6/19 2 TDs, Mattison 3/18 TD, Ruckert 1/1

TCT: Hall 13/118, Lawrence 4/25, Edwards-Helaire 3/19, Moore 1/5, Wilson 4/1 TD

Receiving

DTL: Samuel 7/89, Kupp 3/54, Penny 2/6, Knox 1/12, Valdes-Scantling 1/18

TCT: Higbee 5/36, Lockett 4/65 TD, Hall 2/9, Bateman 2/35, Moore 2/17, Pierce 2/41

Defense

DTL: Simmons Int 7-Tk, Hendrickson Sk 6-Tk, Mathieu 9-Tk, Muhammad Sk 3-Tk

TCT: Love FF 9-Tk, Hunter 8-Tk

Injuries

DTL: Penny 4, Oliver 2

TCT: Stingley Jr. 4

Misc

DTL: Santos 3/3 FG 37 Lg

TCT: Hopkins 1/1 FG 28 Lg, McManus 0/1 FG



28



10

Jamaal Williams rushed for 129 yards and 3 TDs on 18 carries and **Kendrick Bourne** slipped through the defence for a 41-yard catch-and-run TD to lead the Corn Kings over the Patriots. Williams set the pace on the opening drive with a 55-yard TD run, then a **Nelson Agholor** fumble at the Pats' 32 led to a Williams 16-yard TD run to make 14-0 Cowtown in the 1st. Williams completed the hat-trick with a 2-yard TD run to give Cowtown a 21-3 lead at halftime. **Isiah Pacheco** scored for Charleswood with a 24-yard run in the 3rd, but were blanked in their attempted comeback in the 4th.

12-15-2023 Patriot Place Temp:75 Wind:Calm *Internet* Line:COW by 1 MVP:Williams HFA:ON(3)

	1	2	3	4	Tot
2023 Cowtown (6-5)	14	7	7	0	28
2023 Charleswood (3-8)	0	3	7	0	10

Passing

COW: Dalton 22/16 201 Yds TD

CHP: Pickett 36/17 149 Yds

Rushing

COW: Williams 18/129 3 TDs, Murray 9/26, Benjamin 1/4, McKenzie 1/2

CHP: Pacheco 10/57 TD, Singletary 9/36, Pickett 3/26, Gibson 4/7

Receiving

COW: Evans 5/56, Bourne 4/70 TD, McKenzie 2/14, Watson 2/44, Ferguson 1/7, LaPorta 1/7

CHP: Smith-Schuster 7/57, Kelce 4/32, Bell 3/32, Agholor 2/21, Singletary 1/7

Defense

COW: Smith Sk 9-Tk, Peterson 2-FF 7-Tk, Harmon FF 7-Tk

CHP: Campbell 9-Tk, Carter Sk 3-Tk

Injuries

COW: Watson 1

CHP: Dobbins 4, Jenkins 3

Misc

COW: Harmon FR, Peterson FR, Slye 0/3 FG

CHP: Agholor F-L, Smith-Schuster F-L, Lutz 1/2 FG 36 Lg



27



13

Joe Burrow threw 3 TD passes and rookie WR **Marvin Mims Jr** had a breakout day, with 7 catches for 116 yards and 2 TDs to lead the Blue Eagles to an upset over the Crusaders. Burrow was efficient and error-free against Peg City's 4th-ranked defence but got help from Mims, who scampered for 40 yards on a short slant to set up a 4-yard TD pass to **Jarvis Landry** and snagged two red zone TD passes in the 2nd half. The Crusaders were hurt by **Mac Jones** getting picked off in the red zone by **Talanoa Hufanga** in the 2nd and **Ray Ray McCloud** losing a fumble that set up a FG in the 4th.

12-17-2023 True North Field Temp:0 Wind: None Line:PCC by 14 MVP:Mims Jr. HFA:

	1	2	3	4	Tot
2023 Scarborough (2-9)	7	3	7	10	27
2023 Peg City (8-3)	7	0	3	3	13

Passing

SBE: Burrow 23/19 186 Yds 3 TDs

PCC: Jones 33/19 179 Yds TD Int

Rushing

SBE: Cook 22/94, Perine 5/13

PCC: Barkley 18/83, Hubbard 4/26

Receiving

SBE: Mims Jr. 7/116 2 TDs, Landry 3/20 TD, Perine 3/20, Uzomah 2/14, Cook 2/12

PCC: Meyers 5/50, Barkley 4/28, Aiyuk 4/68 TD, Pitts 2/23, Sutton 2/3, Everett 1/0

Defense

SBE: Smith-Williams Sk FF 5-Tk, Roberts 8-Tk

PCC: Jones Sk FF 8-Tk, Hutchinson 8-Tk, Okereke 8-Tk

Injuries

SBE: Dotson 2, Cobb 1

PCC:

Misc

SBE: Brown Jr FR, Crosby 2/2 FG 51 Lg

PCC: McCloud F-L, Powell 5/123 KR 33 Lg, Koo 2/2 FG 49 Lg



23

Devon Achane swept into the end zone from 10 yards out with 1:16 left to complete a 98-yard drive and earn the Stars a comeback victory. Trailing 23-13 after three quarters, **Aaron Rodgers** connected with **Justin Jefferson** for 64 yards followed by a 16-yard TD pass to pull within 3 points. The Bats then drove to the Budapest 2-yard line but came away empty after failing to convert 4th & goal, setting up the Stars' big drive. Jefferson had a season-high 234 yards on 13 catches to star for the home team. Justin Herbert threw 3 TDs to three different receivers but was also sacked 5 times.



27

12-17-2023 Ferenc-Liszt Int'l Temp:66 Wind:0-10 None Line:BUD by 13 MVP:Jefferson H

	1	2	3	4	Tot
2023 Billtown (1-10)	6	10	7	0	23
2023 Budapest (8-3)	6	7	0	14	27

Passing

BB: Herbert 37/24 290 Yds 3 TDs Int
BUD: Rodgers 38/27 387 Yds 2 TDs Int

Rushing

BB: Spears 11/38, Breida 3/27, Herbert 3/13
BUD: Patterson 17/70 TD, Achane 10/45 TD

Receiving

BB: Jeudy 7/137 TD, Watkins 4/44 TD, Kincaid 3/22, Dulin 3/25 TD, Thomas 2/12
BUD: Jefferson 13/234 2 TDs, Diggs 4/24, Raymond 4/71, Kittle 3/50, Patterson 2/9

Defense

BB: Wilson Int 9-Tk, McDuffie 10-Tk, Gipson Sk 4-Tk, Ojulari Sk 3-Tk, Pierre-Paul Sk
BUD: Fitzpatrick Int 5-Tk, Jordan Sk 4-Tk, Williams Sk 3-Tk, Stewart Sk 3-Tk

Injuries

BB: Thomas 9, Harris 4, Elliss 4, Hodgins 3, Leonard 2, Fuller 2, Ezeudu 1
BUD:

Misc

BB: Fairbairn 1/1 FG 44 Lg
BUD:



3

Jalen Hurts hit **Marquise Brown** on a cross for a 26-yard TD to put the Spartans in the driver's seat with a 23-3 lead in the 4th to finish a hard-fought win. The Spartans maintained the edge throughout, with a 6-yard TD run by **Rachaad White** and 10-yard checkdown TD to **Miles Sanders** providing the 1st half highlights as they built up a 16-3 lead. But despite difficulty scoring, the Convicts kept the outcome in doubt with two long possessions in the 2nd half that finished with a turnover on downs in the Spartans' red zone. It was a clean contest, with no turnovers and just 5 penalties in the game.



23

12-17-2023 Thermopylae Stadium Temp:37 Wind:Calm None Line:PIC by 13 MVP:Sanders

	1	2	3	4	Tot
2023 Chino (6-5)	0	3	0	0	3
2023 Pickering (10-1)	3	13	0	7	23

Passing

CHI: Goff 35/18 179 Yds
PIC: Hurts 15/12 197 Yds 2 TDs

Rushing

CHI: McCaffrey 12/44, Jones 12/28, Campbell 1/13, Shenault 2/11, Goff 1/1
PIC: Sanders 18/114, White 6/23 TD, Hurts 5/11

Receiving

CHI: Jones 4/15, Mooney 3/28, McCaffrey 3/19, Flowers 3/78, Boyd 3/34, Campbell 1/8
PIC: Brown 4/75 TD, Sanders 3/16 TD, Smith 2/30, Pickens 1/27, White 1/10, James Jr. 1/39

Defense

CHI: Franklin 12-Tk
PIC: Sieler Sk 7-Tk, Lawrence 8-Tk

Injuries

CHI: Miller 2, Jackson 1, Ahmed 1
PIC: Graham 3, Swift 1

Misc

CHI: Butker 1/1 FG 21 Lg
PIC: Zuerlein 1/1 FG 46 Lg



35

In a back-and-forth game from start to finish, **Tom Brady** got the last word in with a 28-yard TD pass to **Mike Williams** with 1 minute left to give the Excaliburs a narrow win over Seattle. Brady finished with 372 yards passing and 3 TDs, two to Williams, while **Derrick Henry** powered in runs of 8 and 28 yards to round out the scoring for York. **Gardner Minshew** lit up the York secondary early, with TD passes of 41 yards to **Ceedee Lamb** and 43 yards to **Jonathan Mingo** but faded in the 3rd quarter before rebounding in the 4th to put Seattle briefly in front 31-28 with his second TD pass to Lamb.



31

12-17-2023 Kingdome Temp:70 Wind:Calm Line:YOR by 3 MVP:Brady HFA:ON(3)

	1	2	3	4	Tot
2023 York (6-5)	7	14	7	7	35
2023 Seattle (2-9)	7	14	3	7	31

Passing

YOR: Brady 42/30 372 Yds 3 TDs
SEA: Minshew 28/17 270 Yds 3 TDs Int, Wentz 1/1 12 Yds

Rushing

YOR: Henry 22/80 2 TDs, Brady 2/3
SEA: Walker III 10/91, Hunt 12/62 TD, Minshew 2/5, Deguara 2/1

Receiving

YOR: Williams 12/167 2 TDs, St. Brown 10/97, Kmet 4/68 TD, Davis 2/15, Henry 2/25
SEA: Lamb 9/171 2 TDs, Dell 3/37, Mingo 3/60 TD, St. Brown 1/2, Deguara 1/8

Defense

YOR: Douglas Int 11-Tk, Smith 2-Sks 4-Tk, Davis Sk FF 3-Tk, Tonga Sk 4-Tk, Buckner Sk
SEA: Joseph-Day Sk FF 3-Tk, Clark 10-Tk, Taylor 10-Tk

Injuries

YOR: Mathis 4, Zuniga 4, Smith 3, Ojulari 2, Williams 2, Gary 1
SEA: Washington 4, Renfrow 4, Sermon 3, Murphy-Bunting 3, McDuffie 3, Lattimore 1

Misc

YOR: Scott 1/70 KR 70 Lg, Covey 3/71 PR 44 Lg
SEA: McPherson 1/1 FG 34 Lg



34

Geno Smith let it fly to **Drake London** for a 30-yard TD pass on the game's opening drive and the Hawks never looked back. Smith added a 16-yard TD pass to **Chase Claypool**, **Randy Bullock** booted a 38-yard FG, and **Austin Ekeler** bowled into the end zone from 2 yards to give Brooklin a 24-7 lead at the half. The Cubs went three-and-out to start the 2nd half and Smith countered with a 13-yard TD pass to **Tyler Conklin** to make it 31-7. **Russell Wilson** countered with a 14-yard TD pass to **David Njoku**, but an interception and turnover on downs at the Hawks' 4 thwarted the comeback.



21

12-17-2023 Iowa City Superplex Temp:74 Wind:Calm Line:BRH by 2 MVP:Smith H

	1	2	3	4	Tot
2023 Brooklin (6-5)	14	10	7	3	34
2023 Iowa City (4-7)	0	7	7	7	21

Passing

BRH: Smith 38/29 356 Yds 3 TDs
ICC: Wilson 47/25 336 Yds 3 TDs Int, Carr 6/3 72 Yds Int

Rushing

BRH: Robinson 14/55, Ekeler 10/44 TD, Smith 4/31, Davis 5/9
ICC: Miller 3/22, Wilson 4/21, Johnson 3/8, Carter 3/5

Receiving

BRH: Ekeler 7/46, London 6/151 TD, Engram 6/59, Robinson 5/49, Hollins 3/19
ICC: Carter 8/36, Kirk 6/103, Brown 5/155 TD, Palmer 5/59 TD, Njoku 4/55 TD

Defense

BRH: Hubbard Sk FF 3-Tk, Jones Int 4-Tk, Brisker FF 6-Tk, Paye Sk 3-Tk, Campbell Int
ICC: Key 12-Tk, Jewell 10-Tk, Johnson Jr. 10-Tk, Benton Sk FF Tk, Taylor 8-Tk

Injuries

BRH: McKinney 6, Bolles 6, Clark 4, Curl 3
ICC: Johnson 5, Paschal 4, Brown 4, Njoku 2, Hooker 2, Noteboom 1

Misc

BRH: Teller FR, Bullock 2/3 FG 38 Lg
ICC: Phillips F-L



WEEK ELEVEN

STANDINGS & STATS

2023 EFL - Week 11 Standings

East	W	L	T	Pct	Stk	Pts	Ave	Opp	Ave	Diff	Home	Div	Conf
Bruxelles	8	3	0	.727	L1	295	26.8	207	18.8	8.0	4 1 0	3 1 0	6 2 0
New Jersey	5	6	0	.455	L2	198	18.0	205	18.6	-0.6	1 4 0	1 3 0	4 4 0
Cobb County	4	7	0	.364	L1	265	24.1	294	26.7	-2.6	2 3 0	3 1 0	3 5 0
Buffalo	3	8	0	.273	L2	197	17.9	284	25.8	-7.9	2 3 0	1 3 0	3 5 0
Central	W	L	T	Pct	Stk	Pts	Ave	Opp	Ave	Diff	Home	Div	Conf
Viriden	11	0	0	1.000	W11	409	37.2	128	11.6	25.5	6 0 0	3 0 0	8 0 0
Peg City	8	3	0	.727	L1	231	21.0	215	19.5	1.5	4 2 0	2 1 0	7 1 0
Twin Cities	7	4	0	.636	L1	288	26.2	231	21.0	5.2	4 3 0	1 2 0	5 3 0
Charleswood	3	8	0	.273	L1	211	19.2	297	27.0	-7.8	1 6 0	0 3 0	1 7 0
West	W	L	T	Pct	Stk	Pts	Ave	Opp	Ave	Diff	Home	Div	Conf
Chino	6	5	0	.545	L3	211	19.2	237	21.5	-2.4	3 2 0	2 1 0	4 4 0
Iowa City	4	7	0	.364	L3	292	26.5	360	32.7	-6.2	1 4 0	3 0 0	4 4 0
Seattle	2	9	0	.182	L2	176	16.0	324	29.5	-13.5	1 5 0	1 2 0	2 6 0
Billtown	1	10	0	.091	L6	168	15.3	302	27.5	-12.2	0 6 0	0 3 0	1 7 0
North	W	L	T	Pct	Stk	Pts	Ave	Opp	Ave	Diff	Home	Div	Conf
Durham	8	3	0	.727	W3	319	29.0	241	21.9	7.1	3 2 0	3 1 0	6 2 0
Cowtown	6	5	0	.545	W2	256	23.3	230	20.9	2.4	2 3 0	3 1 0	5 3 0
Sebastian	2	9	0	.182	L2	211	19.2	347	31.5	-12.4	0 4 0	1 3 0	2 6 0
Scarborough	2	9	0	.182	W1	235	21.4	299	27.2	-5.8	0 4 0	1 3 0	1 7 0
Coastal	W	L	T	Pct	Stk	Pts	Ave	Opp	Ave	Diff	Home	Div	Conf
Pickering	10	1	0	.909	W1	352	32.0	153	13.9	18.1	6 0 0	3 0 0	7 1 0
Budapest	8	3	0	.727	W2	275	25.0	216	19.6	5.4	4 1 0	0 3 0	5 3 0
York	6	5	0	.545	W1	273	24.8	253	23.0	1.8	2 3 0	2 1 0	4 4 0
Brooklin	6	5	0	.545	W5	258	23.5	255	23.2	0.3	4 2 0	1 2 0	4 4 0
South	W	L	T	Pct	Stk	Pts	Ave	Opp	Ave	Diff	Home	Div	Conf
Georgia	7	4	0	.636	W2	313	28.5	263	23.9	4.5	3 3 0	3 0 0	5 3 0
LaPlata	5	6	0	.455	W1	212	19.3	206	18.7	0.5	4 2 0	2 1 0	4 4 0
East Elmhurst	5	6	0	.455	W1	207	18.8	285	25.9	-7.1	3 3 0	1 2 0	2 6 0
Erieau	5	6	0	.455	W3	239	21.7	259	23.5	-1.8	2 4 0	0 3 0	3 5 0

	Passing	G	Att	Cmp	C%	Yds	Y/C	Lg	25	50	In	I%	Td	Td%	Sk	Rate	
1	Hurts	PIC	11	232	156	67.2	2263	14.5	50	21	1	3	1.3	19	8.2	7	120.7
2	Mahomes	VV	11	380	244	64.2	3424	14.0	75	30	0	8	2.1	40	10.5	8	119.5
3	Wilson	ICC	10	178	113	63.5	1554	13.8	67	17	0	4	2.2	13	7.3	13	106.3
4	Tagovailoa	GEO	9	302	188	62.3	2713	14.4	49	29	0	11	3.6	26	8.6	5	104.9
5	Stroud	LPB	9	181	126	69.6	1508	12.0	42	9	0	7	3.9	13	7.2	15	102.6
6	Tannehill	PCC	7	197	126	64.0	1488	11.8	57	8	0	3	1.5	11	5.6	12	99.1
7	Garoppolo	COW	8	259	172	66.4	1955	11.4	57	11	1	5	1.9	13	5.0	14	97.6
8	Burrow	SBE	11	322	210	65.2	2017	9.6	65	14	0	7	2.2	20	6.2	12	94.2
9	Smith	BRH	11	404	269	66.6	2622	9.7	47	17	0	8	2.0	18	4.5	19	91.2
10	Rodgers	BUD	11	373	234	62.7	2750	11.8	74	24	0	11	2.9	20	5.4	16	90.7
11	Brissett	EE	9	282	185	65.6	1734	9.4	44	11	0	4	1.4	11	3.9	23	89.5
12	Murray	ERI	8	262	174	66.4	1715	9.9	69	9	0	4	1.5	8	3.1	15	88.5
13	Allen	DTL	11	346	198	57.2	2607	13.2	58	21	0	12	3.5	20	5.8	14	86.0
14	Lawrence	TCT	11	365	223	61.1	2463	11.0	44	21	0	7	1.9	14	3.8	14	85.9
15	Brady	YOR	11	412	265	64.3	2671	10.1	66	13	0	9	2.2	15	3.6	12	85.7
16	Jackson	BUF	11	354	234	66.1	2068	8.8	73	8	0	7	2.0	13	3.7	38	85.5
17	Young	CB	11	381	223	58.5	2735	12.3	52	15	0	12	3.1	19	5.0	23	84.3
18	Jones	NJ	11	305	207	67.9	1652	8.0	54	6	0	5	1.6	9	3.0	26	84.2
19	Goff	CHI	11	382	244	63.9	2256	9.2	57	9	0	6	1.6	11	2.9	10	83.0
20	Wentz	SEA	10	255	170	66.7	1583	9.3	74	12	0	10	3.9	11	4.3	15	81.5
21	Fields	BRX	11	238	147	61.8	1749	11.9	52	17	0	8	3.4	8	3.4	17	81.4
22	Carr	ICC	10	210	115	54.8	1562	13.6	75	16	0	11	5.2	13	6.2	4	77.5
23	Herbert	BB	11	424	270	63.7	2409	8.9	72	10	0	11	2.6	12	2.8	28	77.4
24	Pickett	CHP	11	331	198	59.8	1933	9.8	45	11	0	9	2.7	12	3.6	29	77.0
25	Cousins	SS	11	425	276	64.9	2604	9.4	62	16	0	15	3.5	12	2.8	26	76.4

	Kick Returns	G	No	Yds	Avg	Lg	Td	Punt Returns	G	No	FC	Yds	Avg	Lg	Td			
1	Powell	PCC	11	24	531	22.1	38	0	1	Covey	YOR	11	37	6	519	14.0	86	1
2	Jackson	CHI	11	17	515	30.3	50	0	2	Turpin	BRX	11	30	11	445	14.8	52	0
3	Williams	BUF	11	19	436	22.9	36	0	3	Carter	COW	11	28	5	342	12.2	27	0
4	Hines	ERI	11	12	410	34.2	95	1	4	Duvernay	TCT	11	27	8	327	12.1	20	0
5	Agnew	GEO	11	17	410	24.1	45	0	5	Washington	CB	11	30	5	313	10.4	91	1
6	Rodgers	CHP	11	13	398	30.6	51	0	6	McCloud	PCC	11	27	11	306	11.3	23	0
7	Berrios	LPB	11	14	396	28.3	47	0	7	Hines	ERI	11	26	12	266	10.2	30	0
8	Haskins	SBE	11	16	373	23.3	35	0	8	Raymond	BUD	11	15	18	240	16.0	63	1
9	Nixon	BRX	11	13	369	28.4	39	0	9	Williams	SS	11	19	9	214	11.3	19	0
10	Carter	COW	11	16	353	22.1	35	0	10	Taylor	NJ	11	20	8	192	9.6	31	0
11	Scott	DTL	11	13	342	26.3	40	0	11	Dell	SEA	11	23	4	176	7.7	29	0
12	Sims	VV	11	11	322	29.3	48	0	12	Agnew	GEO	11	22	7	168	7.6	16	0
13	Brightwell	NJ	11	14	316	22.6	35	0	13	Woods	BUF	11	26	5	154	5.9	28	0
14	Duvernay	TCT	11	11	313	28.5	101	1	14	Reed	SBE	11	14	8	139	9.9	35	0
15	Scott	YOR	11	9	301	0.0	70	0	15	Berrios	LPB	11	14	14	125	8.9	17	0
16	Williams	SS	11	14	299	21.4	32	0	16	Jones	ICC	11	14	4	113	8.1	12	0
17	Jones	ICC	11	10	273	0.0	35	0	17	Sims	VV	11	15	20	109	7.3	16	0
18	Gray	PIC	11	11	267	24.3	42	0	18	Smith	CHI	11	16	4	109	6.8	21	0
19	Washington	BRH	11	13	239	18.4	41	0	19	Gray	PIC	11	14	14	96	6.9	15	0
20	Washington	CB	11	12	212	17.7	29	0	20	Milne	BUD	9	9	3	79	0.0	16	0
21	Covey	YOR	11	8	166	0.0	27	0	21	Palmer	DTL	11	8	28	77	0.0	22	0
22	Patterson	BUD	8	6	151	0.0	35	0	22	Washington	BRH	11	16	6	74	4.6	16	0
23	Johnston	EE	11	11	147	13.4	22	0	23	Holland	CHP	11	13	3	73	5.6	16	0
24	Mingo	SEA	11	11	138	12.5	27	0	24	Rodgers	EE	10	7	9	73	0.0	16	0
25	Spears	BB	11	8	129	0.0	27	0	25	Bryant	BB	11	10	11	68	0.0	15	0

	Rushing		G	Att	Yds	Avg	Gain	10	25	50	FD	Lg	Td	Att/G	Yds/G
1	Henry	YOR	11	263	1150	4.4	82.1	27	0	0	60	79	12	23.9	104.5
2	Chubb	SS	11	221	954	4.3	83.3	30	0	0	60	44	8	20.1	86.7
3	Sanders	PIC	11	209	939	4.5	82.3	24	0	0	45	32	9	19.0	85.4
4	Fields	BRX	11	137	928	6.8	81.8	41	0	0	63	56	13	12.5	84.4
5	Jacobs	GEO	11	198	863	4.4	82.3	20	0	0	42	68	5	18.0	78.5
6	Cook	SBE	11	191	838	4.4	79.6	17	0	0	37	64	4	17.4	76.2
7	Jackson	BUF	11	133	819	6.2	75.9	29	0	0	49	74	6	12.1	74.5
8	Williams	COW	11	177	766	4.3	80.2	20	1	1	38	55	12	16.1	69.6
9	Wilson	TCT	10	112	750	6.7	80.4	20	1	0	34	52	9	11.2	75.0
10	Dillon	BUF	11	159	656	4.1	81.8	16	0	0	41	27	3	14.5	59.6
11	Walker III	SEA	11	145	655	4.5	81.4	20	0	0	30	40	2	13.2	59.5
12	Gibbs	LPB	11	111	637	5.7	79.3	18	0	0	29	62	4	10.1	57.9
13	Jones	NJ	11	115	606	5.3	79.1	23	0	0	58	26	4	10.5	55.1
14	Robinson	BRH	11	106	597	5.6	84.0	13	0	0	32	58	3	9.6	54.3
15	Foreman	BRX	10	134	596	4.4	76.1	14	0	0	27	58	3	13.4	59.6
16	Etienne	CB	11	124	591	4.8	68.5	18	0	0	26	88	2	11.3	53.7
17	McCaffrey	CHI	11	139	578	4.2	72.7	11	0	0	35	54	8	12.6	52.5
18	Mixon	LPB	11	150	575	3.8	77.3	13	0	0	32	44	4	13.6	52.3
19	Allgeier	DTL	10	129	569	4.4	79.1	13	0	0	27	27	3	12.9	56.9
20	Barkley	PCC	11	167	560	3.4	80.2	12	1	0	24	35	5	15.2	50.9
21	Pacheco	CHP	11	121	545	4.5	81.8	10	0	0	24	36	3	11.0	49.5
22	Allen	DTL	11	86	533	6.2	77.9	23	1	0	30	31	5	7.8	48.5
23	Johnson	ICC	11	98	532	5.4	83.7	14	0	0	28	53	4	8.9	48.4
24	Ekeler	BRH	11	119	495	4.2	83.2	15	0	0	36	32	10	10.8	45.0
25	Jones	CHI	11	108	482	4.5	65.7	18	0	0	31	35	3	9.8	43.8
26	Patterson	BUD	8	92	479	5.2	83.7	13	0	0	25	39	5	11.5	59.9
27	Conner	VV	10	118	473	4.0	83.1	9	0	0	31	23	5	11.8	47.3
28	Kamara	PCC	9	81	425	5.2	82.7	12	0	0	19	27	2	9.0	47.2
29	Murray	COW	8	80	423	5.3	88.8	12	0	0	17	61	1	10.0	52.9
30	Harris	BB	10	77	417	5.4	87.0	12	0	0	24	15	0	7.7	41.7
31	Mostert	BUD	10	82	411	5.0	81.7	10	0	0	20	46	2	8.2	41.1
32	Pierce	ERI	11	99	405	4.1	80.8	7	0	0	16	78	1	9.0	36.8
33	Hurts	PIC	11	69	382	5.5	85.5	17	0	0	32	32	7	6.3	34.7
34	Stevenson	GEO	11	79	365	4.6	75.9	10	0	0	18	35	1	7.2	33.2
35	Fournette	BRX	10	86	359	4.2	82.6	7	0	0	19	22	4	8.6	35.9
36	Pickett	CHP	11	43	343	8.0	95.3	12	0	0	20	29	2	3.9	31.2
37	Akers	VV	11	85	334	3.9	83.5	7	0	0	27	22	1	7.7	30.4
38	Montgomery	NJ	10	99	334	3.4	81.8	5	0	0	14	29	1	9.9	33.4
39	Harris	ERI	11	91	326	3.6	82.4	7	0	0	20	22	3	8.3	29.6
40	Dobbins	CHP	9	63	323	5.1	76.2	11	0	0	15	44	2	7.0	35.9
41	Knight	EE	7	79	303	3.8	72.2	7	0	0	22	55	1	11.3	43.3
42	Mahomes	VV	11	44	296	6.7	86.4	13	0	0	14	20	1	4.0	26.9
43	Murray	ERI	8	47	288	6.1	83.0	12	0	0	28	28	3	5.9	36.0
44	Spears	BB	11	63	287	4.6	76.2	9	0	0	20	30	1	5.7	26.1
45	White	PIC	11	70	279	4.0	70.0	8	0	0	13	29	2	6.4	25.4

Receiving	G	No	Dp	Att	Rac	Yds	Avg	25	50	FD	Lg	Td	Rec/G	Yds/G	
1 Jefferson	BUD	11	80	4	125	229	1156	14.5	11	0	58	64	8	7.3	105.1
2 Hill	VV	11	72	4	119	295	1430	19.9	17	0	55	75	11	6.5	130.0
3 Lamb	SEA	11	69	2	108	185	931	13.5	10	0	49	46	5	6.3	84.6
4 St. Brown	YOR	11	67	2	104	137	622	9.3	1	0	32	56	2	6.1	56.5
5 Williams	YOR	11	66	3	104	227	813	12.3	6	0	46	39	5	6.0	73.9
6 Adams	LPB	11	66	0	98	194	1034	15.7	8	0	45	62	2	6.0	94.0
7 Metcalf	EE	11	65	4	107	168	841	12.9	6	0	42	37	5	5.9	76.5
8 Jeudy	BB	11	60	9	93	213	770	12.8	3	0	34	72	2	5.5	70.0
9 McCaffrey	CHI	11	60	4	85	551	388	6.5	2	0	22	30	3	5.5	35.3
10 Ekeler	BRH	11	60	1	85	410	340	5.7	0	0	13	20	2	5.5	30.9
11 Brown	ICC	11	60	5	109	368	1310	21.8	19	0	49	69	13	5.5	119.1
12 Chase	VV	10	58	7	88	128	761	13.1	4	0	47	29	8	5.8	76.1
13 Jones	SS	11	57	2	89	187	585	10.3	4	0	23	62	4	5.2	53.2
14 Johnson	GEO	11	55	6	96	231	848	15.4	9	0	44	45	7	5.0	77.1
15 London	BRH	11	54	5	87	176	845	15.6	11	0	42	47	8	4.9	76.8
16 Diggs	BUD	11	52	2	100	128	535	10.3	4	0	29	46	5	4.7	48.6
17 Moore	TCT	11	52	5	90	123	723	13.9	9	0	40	34	5	4.7	65.7
18 Pittman Jr.	CB	11	51	0	80	77	653	12.8	2	0	36	30	1	4.6	59.4
19 Gage	BUF	10	51	1	77	65	402	7.9	0	0	23	19	2	5.1	40.2
20 Godwin	BRX	11	50	4	73	185	664	13.3	7	0	32	52	4	4.5	60.4
21 Samuel	DTL	11	50	4	78	142	628	12.6	2	0	41	51	5	4.5	57.1
22 Kelce	CHP	11	49	5	87	128	519	10.6	2	0	34	29	4	4.5	47.2
23 Waddle	ERI	11	49	4	82	181	864	17.6	9	0	33	69	4	4.5	78.5
24 Evans	COW	10	49	7	77	193	666	13.6	6	1	30	51	4	4.9	66.6
25 Cooper	GEO	11	49	2	84	203	1167	23.8	20	0	47	58	14	4.5	106.1
26 Smith-Schuster	CHP	11	49	4	76	84	455	9.3	1	0	27	34	3	4.5	41.4
27 Smith	PIC	11	47	5	74	119	752	16.0	7	0	38	30	5	4.3	68.4
28 Higbee	TCT	11	47	9	79	91	413	8.8	1	0	30	26	4	4.3	37.5
29 Engram	BRH	11	47	3	73	101	479	10.2	1	0	28	32	3	4.3	43.5
30 Kmet	YOR	11	46	0	73	143	469	10.2	3	0	25	47	4	4.2	42.6
31 Stevenson	GEO	11	46	5	68	478	424	9.2	4	0	17	43	1	4.2	38.5
32 Allen	NJ	10	46	0	66	129	438	9.5	2	0	22	54	5	4.6	43.8
33 Peoples-Jones	SS	11	46	0	67	110	728	15.8	9	0	34	45	1	4.2	66.2
34 Cooks	CB	9	45	8	76	187	679	15.1	7	0	35	52	3	5.0	75.4
35 Woods	BUF	11	45	6	69	136	498	11.1	4	0	26	49	3	4.1	45.3
36 Flowers	CHI	11	44	4	72	152	566	12.9	3	0	32	57	4	4.0	51.5
37 Thielen	LPB	11	44	0	61	105	455	10.3	1	0	28	33	5	4.0	41.4
38 Boyd	CHI	11	43	1	66	55	510	11.9	2	0	27	29	1	3.9	46.4
39 McKinnon	NJ	11	43	0	55	408	300	7.0	2	0	15	38	3	3.9	27.3
40 Schultz	SS	11	42	5	74	56	317	7.5	0	0	12	19	2	3.8	28.8
41 Lockett	TCT	11	42	0	71	139	510	12.1	4	0	29	43	3	3.8	46.4
42 Andrews	ERI	9	42	5	60	119	448	10.7	2	0	19	43	2	4.7	49.8
43 Kirk	ICC	11	42	4	71	87	558	13.3	6	0	28	33	3	3.8	50.7
44 Kamara	PCC	9	41	3	59	391	330	8.0	1	0	17	25	2	4.6	36.7
45 Barkley	PCC	11	41	1	68	430	321	7.8	1	0	14	41	1	3.7	29.2



AROUND THE



With Spats McChad

DUE TO ONGOING LITIGATION, 'AROUND THE EFL WITH SPATS McCHAD' IS TEMPORARILY UNAVAILABLE. IN ITS PLACE, EFL NEWSLETTER BRINGS YOU 'TUESDAY MORNING QUARTERBACK' BY PETER PRINCE, COURTESY OF NORTH AMERICA TODAY.



N.AMERICA
TODAY

TUESDAY MORNING QUARTERBACK



By PETER PRINCE AND THE TMQB STAFF

JOE BURROW HAS THE STUFF OF GREATNESS. WHY HE IS COMPARED TO AARON RODGERS

JOE BURROW MAKES HIS CASE FOR PRO BOWL RECOGNITION, JUSTIN HOUSTON DEFIES FATHER TIME, THE IRISH ARE BETTER THAN WE THOUGHT, C.J. STROUD IN A GOOD SITUATION, AND DISASTER AVERTED IN BUDAPEST

One is in his fourth season and trying to rebuild a franchise from scratch. The other is a nineteen-year veteran of two iconic pro football leagues, a three-time EFL Champion on two different teams. The younger still has a long way to go to equal the elder's accomplishments, but that has not stopped analysts from drawing liberal comparisons between the two. I am talking about Joe Burrow of the Scarborough Blue Eagles and Aaron Rodgers of the Budapest North Stars. It is not about their play style – although both throw a beautiful spiral – it is about what they have inside that make them able to conquer football's biggest moments and how the pain of failure has strengthened both as leaders. One has seen the highs and the lows and come out the other side. The other has yet to see the highs, but if this week's performance is any indication, it is only a matter of time before he does.

Joe Burrow strikes

It has been a rough four years in Scarborough for the number one overall pick of the 2020 draft. Joe Burrow was thrown into the fire from Day One. Expectations were and remain high. While learning the intricacies of a pro offence at the game's most demanding position, he was looked to as a leader as much as a learner on a team that had lost its winning culture. Joe embraced the challenge and took a philosophical view of his situation: "It's all a

process,” he told me when I visited Blue Eagles training camp this summer. “This is a bit longer process than most, but it’s important to understand that each process is different, and the important thing is that you go through the process and learn from it, because that’s the only way you’ll get better and do your part to accelerate the process.” This is a remarkably deep statement from such a young player. Why is it that so many great sports player-philosophers are named ‘Joe?’

The Blue Eagles’ process has been difficult and demanding for whoever plays the quarterback position. Just ask Aaron Rodgers. He had some shining moments in blue and beige, but ultimately even he was unable to bring back the “Dragon Magic” of the franchise’s roots – and he had played for that Dragons team at its peak! The experience of trying to bring winning football to a rough and neglected east end suburb of Toronto hardened and sharpened Rodgers so that he was able to raise the North Stars to two championships in his late 30s.

The process for Rodgers did not come full circle until he moved across the ocean. Will Burrow require the same change of scenery to realize his full potential? If the Blue Eagles have any sense at all, they won’t allow him to escape so easily. This Sunday’s masterpiece against Peg City is one of the reasons why there is still hope for Scarborough with Burrow at the helm.

Nobody saw an upset coming this week at True North Field. Yet, we had all seen before the stuff that made this week’s 27-13 upset of Peg City a reality. Burrow had been surgically precise in dismantling the Thunder Lizards in an even more shocking upset in Week Three. He had had help from the running threat of Dalvin Cook, but in the short and hazardous area of the red zone he had been a sniper. He had also shown he could strike from far away. Against the best, the best rise to the occasion. Burrow did it then and he did it again this week.

The Crusaders have one of the best defences in the league, led by All Pro defensive lineman, Chris Jones and corner Jalen Ramsey, and play in one of the most competitive divisions in the league. One expects they would stop the one-win Blue Eagles cold, with half of their wide receivers on the injury report. This is why I think Joe Burrow has the “stuff” of greatness. He turned the statistical analysis upside down with the help of the rookie from Oklahoma, Marvin Mims Jr. The Crusaders’ defence did not have a bad game, as some have offered as explanation. They gave up under 300 yards. Burrow had a great game. Mims broke out without warning. It was the perfect storm. Another giant felled by a Burrow slingshot.

Burrow will not be voted to the All-Pro team this year. Most likely he won’t be a Pro Bowler either. Voters see a team’s fortunes as a reflection of the quarterback’s abilities. It is a sad irony that one of the league’s most able quarterbacks will not be recognized because the process in Scarborough is far from complete.

Justin Houston is present

The thirteen-year veteran and former All-Pro Justin Houston does not want to hear that he is on the back end of his illustrious career as one of the most dangerous pass rushers in EFL history.

I caught up with Justin when the Cadillac came to Queens early in the season to play the Irish. I asked him how it felt to be, at thirty-three, the old guy on the team. He bristled at the question. Then smiled and answered: “It’s all a mindset. If you’re old in your mind, your body will follow. It’s being present, present in the moment. I don’t feel like I am the old guy. I feel like I’m the most experienced guy. There’s a difference. It’s all in your mindset, how you feel about being ten years older than the guy playing next to you. I feel like I can teach that young guy something by showing him how its done. I show him I can do it better. He sees that and age melts away.”

This Sunday at Stone Pony Shore Justin made his presence felt as a run stopper, a pass rusher and a ball hawk.

His interception of Daniel Jones in the first quarter set his team up in the New Jersey red zone. Nyheim Hines scored shortly after to give Erieau their first lead.

With his team trailing 14-13 and the Wrecking Balls driving in Erieau territory as the first half ticked down the final seconds, Houston sacked Jones to knock New Jersey out of field goal range to keep the deficit at one point. That lead was promptly erased by Hines' ninety-five-yard kickoff return for a touchdown to start the second half.

With Erieau holding a 26-14 lead entering the fourth quarter, Houston's second sack of the game set the Wrecking Balls moving backwards. Myles Garrett followed with his first sack of the game, bringing Jones down one foot out of the end zone for a near safety.

"It's definitely infectious," Garrett said after the game. "When you got a guy like Justin leading from behind like that, crashing the pocket, you know you want a piece of that too. The quarterback's thinking like where do I go now and bam. It's a good feeling. Justin bringing it today, definitely."

The stat sheet records nine tackles for Houston. That is a lot, but it seemed like he was in on many more. Always nearby, his mere presence pushing the ball carrier in another, less fruitful direction. There to congratulate his teammates. Joining in the pile a fraction of a second late, but not too late, as if to say "I'm here. I'm present!"

The Cadillac went on to soundly beat the Wrecking Balls, 39-20. Only one of their touchdowns came from the offence. Rodney McLeod scooped and scored from 54 yards in the fourth quarter to put an exclamation mark on the win. Guess who threw a big block on the return? You guessed it: the ever present, ageless Justin Houston.

CJ Stroud is home

In just his seventh start as a pro C.J. Stroud is looking very much at home in the burgundy and gold of the LaPlata Braves. He did more than manage the game against Buffalo this Sunday. He won the game against Buffalo this Sunday. This was not the Buffalo team of weeks two through six. Stroud was up against a resurging Lamar Jackson and a Derailler defence that knew it had a chance. The 30-26 win is a feather in the rookie's cap.

Stroud threw for over three hundred yards, three touchdowns and completed eighty-five percent of his passes. One interception, on a pro bowl calibre play by Jaycee Horn, marred his stat line but did not mar the game. After throwing that interception, Stroud came back and completed his next twelve passes, one of those being a twenty-yard score to Dallas Goedert to tie the game in the third quarter. That is the kind of resiliency you want to see if you're the Braves' GM hoping the dart thrown you threw at the draft board scores a bullseye and wins you a replacement for Matt Ryan.

It is only seven games, of course. Each one brings another thirty minutes of tape for opposing defensive coordinators to look at. How Stroud responds to defences preparing for his tendencies lies in the future. For now, it is no exaggeration to claim that the rookie may have saved the Braves' season, although we will never know how things would have progressed had Coach Stanley Milton stuck with the veteran.

Under Stroud, the Braves have won four of their last six games. Both their losses in that period were by a field goal. The rookie is keeping them in games and maintaining his composure in big moments. This has not escaped the notice of one elite veteran. Davante Adams has been in big games before and was always a favourite target of Matt Ryan. He has this to say about the rookie:

"I see he is trusting himself more. Trusting his receivers. He looks more and more comfortable out there," Adams

told me when I dropped by the Braves training facility in St. Charles earlier this week. “We are supporting him on every snap, getting into a rhythm. We know he’s our future at the position.”

It appears C.J. Stroud is the future in LaPlata. What looked at the start of the year as an apprenticeship under Matt Ryan has become a fulltime job for the ninth overall pick of the draft. If he continues to lead his team’s current turnaround he will be as much the man of the hour as he is the Braves’ quarterback of the future.

Crash averted at the airport

A small disaster was averted in Budapest this week when two A-List superstars joined forces to melt away a 10-point Billtown lead in the fourth quarter and salvage a 27-23 win for the North Stars.

It is difficult to win games in this league, even against a team that has run into troubles and more than its share of misfortune like the Bats have this year. The qualities we all saw in Justin Herbert and Jerry Jeudy that led many of us to believe a West Division title was attainable for Billtown were on display in this game. Jeudy’s seventy-two-yard dash to the end zone off a perfectly placed pass from Herbert sent shockwaves through Airport Stadium and jetted to the top of this week’s highlight reel. The energy of the sellout crowd dipped to its lowest point when Herbert found his sixth option on the wide receiver depth chart, Ashton Dulin, for a ten-yard touchdown pass to give Billtown a 23-13 lead late in the third quarter.

When a team that has just one win to its credit after ten weeks has the upper hand so late in the game, it is easy for the favourite to come unglued. Not when the favourite has Aaron Rodgers and Justin Jefferson. In two plays, the pair hooked up for a completion of sixty-four yards followed by a sixteen-yard touchdown pass to close the deficit to a field goal. The message this sent to the Bats’ defence was heard loud and clear. With the defenders looking out the corner of their eyes at Jefferson’s routes, they neglected to account properly for rookie running back Devon Achane. He turned the corner for a ten-yard touchdown run with less than two minutes left to complete the comeback.

Jefferson finished the game with thirteen catches for 234 yards and two touchdowns. Rodgers finished with 387 passing yards. This was not for show. It turned out they needed them on this any given Sunday kind of day.

Week Eleven Takeaways

With upsets and near-upsets abounding this week it is easy to overlook business as usual by the Big Two, Pickering and Viriden. The Spartans united as a team to shut down Chino, 23-3. Miles Sanders rushed for over one hundred yards and Jalen Hurts finished with a perfect passer rating in fifteen pass attempts. Their efforts barely registered on the Big Week report but were no less impressive for their quality over quantity. Viriden had no trouble against Sebastian. Patrick Mahomes threw three more touchdown passes to reach the 40-mark. With six more games to go he is on pace for over sixty touchdown passes. That is still a dozen shy of the 73 touchdown passes Drew Brees completed in 2012.

The Pilots’ Ceedee Lamb is suddenly tearing up the league. In the past four weeks he has caught 34 passes for 476 yards and five touchdowns. This week he finished with 9 catches for 172 yards and two touchdowns in a losing effort against York. He is achieving this playing alongside two mid-round rookies.

The Irish are better than we thought. One of their best kept secrets now being revealed is a dangerous secondary led by veteran Mike Hilton, starring young talents, DaRon Bland and Joey Porter Jr. Each of these had an interception in East Elmhurst’s surprising 20-10 upset of Bruxelles this week.

BUG THE BOOKIE!

JIMMY THE GEEK GIVES YOU HIS PICKS
FOR WEEK TWELVE EFL ACTION

Your source for fantasy and on-line betting solutions



RECORD VS THE SPREAD AFTER WEEK 11:

78-48-6

Jimmy's WEEK TWELVE PICKS

PEG CITY @ NEW JERSEY (line – CRUSADERS by 1)

INJURIES: Peg City – None; New Jersey – Keenan Allen (OUT), Chidobe Awuzie (OUT), Calais Campbell (OUT).

To say that both teams are coming off bad games is an understatement. The Crusaders were knocked off at home by the deplorable Blue Eagles and the Wrecking Balls were wrecked in their house by the tuned-up Caddies. For the second week in a row, Matt Stafford made an appearance in relief of Daniel Jones, which is as good an indicator as any that Jones' days as the starter in New Jersey are numbered. But as of this writing, the coach has not pulled the trigger on the change. Officially, questions remain about who will get the start this week, which explains the rather narrow line favouring Peg City. The Crusaders were lambasted in the media for their defensive shortcomings last week, but it was the offence under Mac Jones that really stunk up the joint. If Ryan Tannehill returns to starting duties, I see an easy cover. Otherwise, it's a toss up in a very tight defensive struggle. **PICK: PEG CITY**

TWIN CITIES @ BUFFALO (line – TRIUMPH by 4)

INJURIES: Twin Cities – Emmanuel Moseley (OUT), Derek Stingley Jr. (OUT); Buffalo – Kayvon Thibodeaux (PROBABLE), Donte Jackson (DOUBTFUL), Russell Gage (OUT), Jaycee Horn (OUT), Wan'Dale Robinson (OUT).

It's important not to make too much of the Triumph's trip to the woodshed experience last week against the Thunder Lizards, nor to get too excited about the Derailers' revived vigor over the past four weeks. While Buffalo's spirit is apparently far from extinguished, there are real barriers for them to overcome to be able to compete in this contest. Their shutdown corner is out, their nickel corner is doubtful, and the offence will be missing their second main target. On top of this, the tread on Lamar's tires is getting more worn with each game where he is asked to run the ball more than 10 times and pass more than 30. Twin Cities did not lose ground last week due to Peg City's surprising loss, but every win counts from here on and they will be all business in this game. **PICK: TWIN CITIES**

CHARLESWOOD @ COBB COUNTY (line – COYOTES by 7)

INJURIES: Charleswood – D.J. Chark (OUT), Lloyd Cushenberry (OUT), Ronald Darby (OUT), J.K. Dobbins (OUT), Teven Jenkins (OUT), David Ojabo (OUT); Cobb County – Brandin Cooks (PROBABLE), Jamal Adams (OUT), Brian Allen (OUT), Adoree' Jackson (OUT), Payton Turner (OUT).

The Coyotes gave it their all in the Battle for Georgia last week, but it was not enough to overcome a stronger Gladiator team on the road. The good news is Bryce Young continuing his forward progress toward being the franchise quarterback this team needs to compete at the highest level in the coming years. The Pats look like they are slipping back into the pushover status they were tenuously avoiding through the first ten weeks. Last week they were run over by Cowtown and were able to push back only feebly with Kenny Pickett in the pocket. The Pats are banged up on both sides of the ball, which does not help, but the rebuild seems to be treading water as everyone waits for DeShaun Watson to be reinstated. I don't think this will be very close. **PICK: COBB COUNTY**

VIRDEN @ BRUXELLES (line – VIOLATORS by 5)

INJURIES: Virden – Ja'Marr Chase (OUT), James Conner (OUT), Jalen Mills (OUT), D.J. Humphries (OUT); Bruxelles – Chris Godwin (OUT), Marcus Maye (OUT).

The faux passing game of the Bombers finally caught up with them last week against an unlikely schooler in East Elmhurst. Justin Fields had one of his worst passing games in Bomber black and was unable to compensate enough with his legs. Without the threat of a damaging passing attack, the illusion that is the Bruxelles offence goes "poof" in the wind against a defence the likes of one they face this week. The Violators continue to look invincible, taking care of Sebastian last week with such ease that the thrashings of the Swordfish in the 4th quarter, kicking field goals they would have never normally attempted just to try and make the score slightly more

respectable, looked more pathetic than usual. With Fields exposed, this could be a bad day for the Bombers. **PICK: VIRDEN**

IOWA CITY @ CHINO (line – CONVICTS by 4)

INJURIES: Iowa City – Roschon Johnson (PROBABLE), Tre Brown (OUT), Amani Hooker (OUT), Jaylon Johnson (OUT), David Njoku (OUT), Joe Noteboom (OUT), Josh Paschal (OUT); Chino – Zay Flowers (DOUBTFUL), Salvon Ahmed (OUT), Derrick Barnes (OUT), Von Miller (OUT), Eddie Jackson (OUT).

The Convicts have scored just 21 points in their last three games. They stand atop their division by default, the hands down weakest division leader in the league. They face their sole divisional competition here, although I use the term “competition” in this instance quite loosely. The Cubs’ defence is finally taking its toll on the bottom line. While early in the season the team got by with explosive plays on offence, now that game is up and opposing defences are more prepared for A.J. Brown and Derek Carr. The reality is that the Cubs’ offence cannot keep pace with the rate their defence gives up points, and that is good news for an offence-starved Chino. Christian McCaffrey and Aaron Jones are just too good not to have a big day against the dilapidated Cubs’ defence. **PICK: CHINO**

SEATTLE @ BILLTOWN (line – PILOTS by 2)

INJURIES: Seattle – Marshon Lattimore (OUT), Trent McDuffie (OUT), Sean Murphy-Bunting (OUT), Hunter Renfrow (OUT), Trey Sermon (OUT), Kenneth Walker II (OUT), Ar’Darius Washington (IR); Billtown – Christian Elliss (OUT), Joshua Ezeudu (OUT), Jordan Fuller (OUT), Mecole Hardman (OUT), Damien Harris (OUT), Isaiah Hodgins (OUT), Jerry Jeudy (OUT), Shaquille Leonard (OUT), Michael Thomas (IR).

I have been looking forward to this rematch with a morbid curiosity. Both teams are playing better of late, with “better” a relative term that does not, in either case, mean winning. The Pilots somehow divebombed Cobb County three weeks ago, but apart from that they, like Billtown, have merely been competitive in the games they’ve lost. Now both have a chance to gain a valuable step in the race for fourth worst by notching a needed win. Seattle beat Billtown in unconvincing fashion back in Week Two. They are not the same team now, with the offence having come alive in the past four weeks. The Bats’ defence is keeping them from being blown out lately, but their offence is barely alive, and their receiving corps is devastated. But with Kenneth Walker II listed as ‘out’ for Seattle and the secondary hurting, the script could flip with Justin Herbert at the controls for Billtown. Is this the game the Bats break out? **PICK: BILLTOWN**

ERIEAU @ DURHAM (line – THUNDER LIZARDS by 10)

INJURIES: Erieau – Joey Bosa (OUT), Dre’Mont Jones (OUT), Sione Takitaki (OUT), Aaron Robinson (IR); Durham – Ed Oliver (OUT), Rashaad Penny (OUT).

Out of nowhere the Cadillac have quietly won three straight games and have looked impressive doing it. No coincidence that Kyler Murray has been consistently productive in those games and that the defence has responded with 4 takeaways in that span. The question everyone is asking is: Can it continue? Durham has also won three-straight, albeit against lesser competition. They have the homefield advantage and Cooper Kupp is back, giving Josh Allen a full menu of options. The Erieau defence of four weeks ago would be overwhelmed, but it seems like the pass rush and secondary are finally starting to work in tandem and getting results. This could pose a challenge to a risk-taker like Allen, who has thrown 12 interceptions already. Don’t expect a blowout here. **PICK: ERIEAU**

EAST ELMHURST @ COWTOWN (line – CORN KINGS by 7)

INJURIES: East Elmhurst – Mike Hilton (QUESTIONABLE), Shaquil Barrett (OUT), Kylan Granson (OUT); Cowtown – Christian Watson (PROBABLE), Jeremy Chinn (OUT), Michael Pierce (OUT).

The Irish stole last week’s game from under the Bombers’ nose and did it with their defence, which is suddenly playing well the past two weeks. The Denizens of the Desert seem rather unfazed by this, however, as they have posted a decisive line in favour of the home team. Cowtown made short work of the Pats to notch their second win in a row and have all but recovered from the spate of wide receiver injuries that hurt them in those two wins. So, the bet appears to be that the Irish secondary will revert to form, and the Corn Kings will pick it apart. While a plausible scenario the recency bias in me says that East Elmhurst has something good happening on the defensive side of the ball and is competent enough on offence to keep it close, too close for Corn King comfort. **PICK: EAST ELMHURST**

LAPLATA @ SEBASTIAN (line – BRAVES by 2)

INJURIES: LaPlata – Alijah Vera-Tucker (OUT); Sebastian – Divine Deablo (OUT), Kristian Fulton (OUT), Michael Gallup (OUT), Denzel Perryman (OUT), Kendal Vickers (OUT), Levi Wallace (OUT).

The Braves are creeping their way back into contention in the South Division with rookie C.J. Stroud doing his part and the defence doing the rest. If they could score more, they would be scary. The Swordfish couldn’t build momentum off their upset of Georgia three

weeks ago. They ran up against two of the best teams in the league and got swatted back into irrelevancy in back-to-back weeks. It would be a mistake, however, to think the Swordfish think they are done. Like the Zombie Apocalypse they just keep coming. The Braves have much more to lose. The rookie will need to compose himself against the freewheeling and occasional lucky gambles of the Sebastian 'D' and not worry if his opponent makes the odd crazy 4th down conversion. If he keeps his head, he'll get the win. **PICK: LAPLATA**

GEORGIA @ SCARBOROUGH (line – GLADIATORS by 6)

INJURIES: Georgia – None; Scarborough – Allen Robinson (QUESTIONABLE), Travon Walker (QUESTIONABLE), Randall Cobb (OUT), Jahan Dotson (OUT).

A prudent person must take the Blue Eagles seriously after what they achieved against the premier Peg City defence league last week. Their only other win came against the accomplished Durham defence, so it appears that Joe Burrow gets up to play the big defences, as if to prove a point to himself and others. That's good news for Georgia, as they don't have one of the big defences. Not that it's bad, it's just not good enough to bring out the best in the Scarborough QB, and he'll need to be his best to make headway with half of his receiving corps injured. The Glads seem to have recovered after their debacle against Sebastian three weeks ago. They have won two straight and Tua looks confident throwing to Diontae Johnson and Amari Cooper and handing off to Josh Jacobs. **PICK: GEORGIA**

PICKERING @ YORK (line – SPARTANS by 6)

INJURIES: Pickering – Willie Gay (DOUBTFUL), Ta'Quon Graham (OUT), D'Andre Swift (OUT); York – Treyton Burks (QUESTIONABLE), Rashan Gary (OUT), Azeez Ojulari (OUT), Brandon Smith (OUT), Javonte Williams (OUT), Jabari Zuniga (OUT), Phidarian Mathis (IR).

This classic division match is the last chance for York to make hay in the Coastal Division this year. Yes, there are plenty of games remaining for the Excaliburs to make the playoffs, but if they have any hope of blowing up the pecking order in their division, they must stake their claim now. When these teams faced just three weeks ago in Pickering, it was no contest – the Spartans won decisively. While York is at home, they enter the game with a devastated linebacker unit, which includes injuries to their two top second-level pass rushers. To stop Jalen Hurts, the defensive front will need to play its game of the year, which is possible, but unlikely against the healthy and stout Pickering offensive line. After seeing York struggle against Seattle last week, I see no good coming for them here. **PICK: PICKERING**

BUDAPEST @ BROOKLIN (line – NORTH STARS by 1)

INJURIES: Budapest – None; Brooklin – Damone Clark (OUT), Kamren Curl (OUT), Xavier McKinney (OUT), Garrett Boles (IR).

Three weeks ago, the Hawks blew the lid off the Budapest defence and held on defensively for the win. I won't pretend to understand the reasons for the North Stars' inconsistency on both sides of the ball this year, but I have seen enough to know that neither side can be trusted from week to week. Meanwhile, the Hawks are gathering momentum under an emerging Geno Smith and can pull within one game of second place in their division with another win here. After watching Budapest nearly lose to Billtown last week, I am emotionally ready to ditch them in favour of the new hot hand. But a little voice in the back of my head cautions me to not be so short-sighted. The North Stars are most dangerous when they perceive their honour is at stake, and here it is. **PICK: BUDAPEST**



EFL
ELITE FOOTBALL LEAGUE