

2018



WEEK

7



EFL

ELITE FOOTBALL LEAGUE

2018



WEEK

7

In our 11th season and still going strong!
November 18, 2018

EAST



CENTRAL



WEST



NORTH



COASTAL



SOUTH



Jesse James

BANDITRY!

Georgia tight end, *Jesse James* hurdles over a Violator defender with his eye on the end zone. James would score as time expired, after hauling in a check down pass from Big Ben and running 28 yards with the entire Virden defence chasing him. It made the final score, Georgia 24, Virden 21 and allowed the Glads to stay one game behind Toronto in the South.

In other EFL action, the Crusaders and the Blue Eagles finally cracked their goose eggs in the 'Win' column, both coming away with victories in which their defences played key roles. In other developments, Chino starts to rise while the Cubs falter; Pickering wins their second game in a row the hard way; and Bruxelles shows Budapest who is boss of Europe – at least for now!
(See inside for complete story)



Who was slick in Week Seven?

“Brylcreem”THE EFL’S FIRST SPONSOR



Leonard Fournette
RB
Bruxelles Bombers

20 Carries, 139 yds., 2 TDs. Led offence wellvs good Budapest D



Brent Grimes
CB
Brooklin Hawks

7 4 Tackles, 2 INTs, (62 RET yards)
2nd quarter pick turned game around.



4th & 7th OPP 28,4th quarter: **Big Ben** (GEO) checks down to **Jesse James** (GEO) for 28-yard GW-TD as time expires.

11:11 4th quarter. **Telvin Smith** (PIC) picks **Carson Wentz** (STC) & returns it 37 yds for game-winning TD.

| | | |
|--|-----------|---|
|  | 7 | Leonard Fournette rushed for 139 yards and 2 TDs and Marcus Mariota passed the ball efficiently, adding 2 TD passes, to guide the Bombers' offence to 28 points against the league's stingiest defence. After failing to convert on 4 th & 1 at the Budapest 12 on their opening drive, the Bombers finished off their second series with a 12-yard TD pass to Emmanuel Sanders then exploited a Marcus Sherels fumble with an 11-yard Fournette TD run for a 14-0 halftime lead. Tyrod Taylor ran into a brick wall Bruxelles defence, passing for just 69 yards and 1 TD with an INT, while the RBs lost 2 fumbles to short-circuit drives. |
|  | 28 | |
|  | 16 | Despite 409 yards of total offence for the Excaliburs, the defences dominated on both sides. The Derailers held off four 1 st half York drives into their territory, forcing the Swords to settle for 2 Graham Gano field goals in 3 attempts. After Buffalo failed to gain a 1 st down in its first 4 possessions, a 32-yard run and 17-yard screen by Tevin Coleman set up a Jake Elliott FG as time expired in the 1 st half to halve the York lead to 6-3. A 38-yard run by Tion Green set up the tying FG for Buffalo in the 3 rd , but Tom Brady broke the game open in the 4 th with a 33-yard TD pass to Zach Ertz that the Derailers were unable to answer. |
|  | 6 | |
|  | 10 | Kenjon Barner fumbled away the opening kickoff, setting up a short field for the Chargers and a 4-yard TD run by Dion Lewis to give the visitors a quick 7-0 lead. Barner redeemed himself later in the 1 st quarter, with 3 straight runs for a total of 50 yards to set up a 1-yard TD run by Jonathan Stewart to even the score. Tight play by both defences ensued, with the Hawks' Brent Grimes breaking the deadlock with a 59-yard interception return to set up an Alex Smith 1-yard TD run. The teams traded FGs in the 3 rd , but a 24-yard pass to Rob Gronkowski kick-started a back-breaking 99-yard TD drive to ice the Hawks' victory. |
|  | 23 | |
|  | 13 | For the second straight week a pick-six in the 2 nd half was the decisive blow in a Pickering victory. Telvin Smith jumped the route intended for Jared Cook and returned a Jared Goff pass 37-yards for a TD to erase a 13-7 New Jersey lead in the 4 th quarter to give the Spartans the lead for good. Until that point, the Wrecking Balls had managed to squeeze out 13 points against a stout Pickering defence and had held Philip Rivers to a single TD pass on a 23-yard pass to Golden Tate. A field position battle ensued after the pick-six, resulting in a late 50-yard Greg Zuerlein FG that pushed the Pickering lead to more than a FG. |
|  | 17 | |
|  | 21 | An 8-yard slant from Derek Carr to back-up TE David Morgan on 3 rd & goal resulted in the only TD of a hard-fought 1 st half. It gave the Violators a lead that they would carry into the 4 th quarter. After Ezekiel Elliott made it 14-3 for Virden on a 3-yard TD run early in the 4 th , the Glads came to life. Ben Roethlisberger connected on TD passes of 20-yard to Kenny Stills and 6-yard to Jarvis Landry to give Georgia a 17-14 lead. Virden countered with a 61-yard TD pass to Juju Smith-Schuster with 2:27 left to take the lead. But a miraculous 28-yard check down TD pass to Jesse James with no time left won it for the home team. |
|  | 24 | |
|  | 10 | A scoreless, mistake-filled 1 st quarter gave way to action in the 2 nd as the Crusaders answered a Ryan Succop FG with a 75-yard TD drive that ended with a Kirk Cousins 13-yard TD pass to Keenan Allen. Danny Shelton blocked the extra point to hold the score at 6-3 for Cincy. The Pats drove back into Crusader territory but Ricardo Allen picked off Blake Bortles to end the threat. Kirk Cousins answered with a 19-yard scramble for a TD to end the half with Cincy up 13-3. Bortles scrambled for a 5-yard TD in the 4 th , but Succop hooked a 49-yard FG attempt with less than 2 minutes left to allow the Crusaders to hang on. |
|  | 13 | |
|  | 14 | Darius Slay picked off Jay Cutler on the first play from scrimmage and lateralled it to Sean Davis for a 42-yard pick-six to open the scoring for Twin Cities. But LB, Erik Walden spurred the Toronto comeback by intercepting Mitch Trubisky at the Triumph 22-yard line, which led to a 17-yard TD pass to Tyreek Hill to even the score. Toronto took the lead on a 9-yard TD pass to Hill and added to it on a 42-yard 'Hail Mary' with no time left in the 2 nd to secure a 20-7 lead. The Triumph were unable to mount a 2 nd half comeback with Trubisky while Toronto added a 71-yard TD to Adam Thielen to put the game out of reach. |
|  | 29 | |
|  | 17 | A Lardarius Webb fumbled punt led to a quick Eriean TD on a 4-yard dive by DeShone Kizer. The Mustangs countered with a 75-yard drive capped by a 3-yard TD pass to Dez Bryant. The Caddies got a 52-yard FG from Stephen Gostkowski to take a 10-7 lead but a 2-yard Mike Tolbert TD run and a 3-minute, 88-yard that ended with an 18-yard TD pass to Tyrell Williams gave Aurora a 21-10 half time lead. Eriean threatened with a TD to start the 3 rd , but its defence could not get off the field in the face of the Aurora run game. The Mustangs controlled the ball, adding 2 rushing TDs and 2 FGs to walk away with the win. |
|  | 41 | |
|  | 14 | Things started well for the visiting Cubs. They held the Fish near mid-field on their opening drive then drove back 80 yards on the strength of a long completion to Marqise Lee and the power run game to take a 7-0 lead on a 7-yard flat pass to Jerrick McKinnon. But Drew Brees struck back, finding Jason Witten for 27 & 12 yards to set up a 4-yard TD run by D'Onta Foreman. From that point on, Sebastian dominated the play, smothering the Cubs' offence while moving the ball with a skilful mix of run and pass plays to rack-up 31 straight points. Brees threw 2 TD pass and Foreman ran for 2 more to lead the attack. |
|  | 31 | |
|  | 7 | With Le'Veon Bell out, the Knights' defence stepped up. A red zone sack of Joe Flacco by Jabal Sheard led to a missed FG on the game's first drive and set the tone for Cowtown's 1 st half futility. Tramon Williams' interception in Cowtown territory led to a 12-yard TD pass from Andy Dalton to Brandin Cooks for a 7-0 half time lead. Dalton got his bell rung in the 3 rd . Replacement, Josh McCown was intercepted by Mike Hilton on 3 rd & 30 to set up an 18-yard TD pass to Todd Gurley II for the tying score. Gurley scored again on a 6-yard TD run mid-way in the 4 th and Cowtown added insurance late on Blount's 10-yard TD run. |
|  | 21 | |
|  | 14 | Cam Newton rebounded from a 1 st quarter interception to post a 15-yard TD pass on a screen to Rashaad Penny and scramble 6 yards for a TD with 0:22 left in the half for a 14-6 lead. Newton began a disastrous 2 nd half with an overthrow that Trumaine Johnson picked off. That led to a 27-yard bootleg by Dak Prescott for a TD. LB, Craig Robertson picked off Newton on the next series, leading to the go-ahead FG. A lost fumble by TY Hilton and a 4 th & 2 miss by Chino kept the game close until rookie, Josh Allen was picked off by Ryan Shazier to set up a game-breaking 15-yard TD pass to Christian McCaffery. |
|  | 30 | |
|  | 21 | Jordan Howard rushed for 131 yards on 24 carries and Brett Hundley threw a TD pass to DeSean Jackson in the fourth to lead the Blue Eagles to their first win of the season. This was a close-fought contest through the first 3 quarters, with Mason Crosby making two FG attempts to build a 6-0 lead before Seattle erased it in the third with the game's first TD – a 4-yard pass from Eli Manning to Anthony Miller. An 18-yard pass to Jamison Crowder and a facemask penalty on Seattle helped to set up Scarborough's go-ahead TD, while Patrick Onwuasor's strip-sack was returned for a TD by Deion Jones to seal the win. |
|  | 10 | |

NORTH STARS



7

PASSING: Tyrod Taylor, 11 of 17, 69 yds, 1 TD, 1 INT
RUSHING: Tyrod Taylor, 4C, 45yds, (11.3), 0 TD
RECEIVING: Stefon Diggs, 3 for 32yds, 11LG, 0 TD
DEFENCE: Levonte David, 8 T, 1 STF, 1 FF
KICKING: Kai Forbath, 1 of 1 XP, 0 of 0 FG, 1 Pt

BOMBERS



28

PASSING: Marcus Mariota, 18 of 24, 184 yds, 2 TD, 0 INT
RUSHING: Leonard Fournette, 20C, 139yds, (7.0), 2 TD
RECEIVING: Emmanuel Sanders, 6 for 72yds, 21LG, 1 TD
DEFENCE: Chris Jones, 10 T, 1 SK, 1 PD, 1 STF
KICKING: Chandler Cantanzaro, 4 of 4 XP, 0 of 1 FG, 4 Pts

The Fortress Temp: 77 Wind: None MVP: Fournette

| | 1 | 2 | 3 | 4 | Tot |
|-----------------|---|---|---|---|-----|
| Budapest (4-3) | 0 | 0 | 7 | 0 | 7 |
| Bruxelles (4-3) | 7 | 7 | 7 | 7 | 28 |

Scoring Summary

| | | | |
|--------|-----------|---|------|
| 1 2:31 | Bruxelles | TD Mariota 12 pass to Sanders (Catanzaro) (8-64-3:46) | 0-7 |
| 2 4:51 | Bruxelles | TD Fournette 11 run (Catanzaro) (1-11-0:13) | 0-14 |
| 3 6:45 | Budapest | TD Taylor 1 pass to Watkins (Forbath) (12-68-6:33) | 7-14 |
| 3 4:08 | Bruxelles | TD Mariota 15 pass to Kelce (Catanzaro) (6-75-2:37) | 7-21 |
| 4 9:46 | Bruxelles | TD Fournette 16 run (Catanzaro) (5-43-2:58) | 7-28 |

| | BUD | BRX |
|----------------|----------|-----------|
| First Downs | 10 | 21 |
| Rushes | 32-128 | 38-173 |
| Passes | 12-19-69 | 18-24-184 |
| Sacked | 2-13 | 1-6 |
| Fumble | 3 | 1 |
| Penalties | 6-29 | 3-43 |
| Turnovers | 4 | 1 |
| Missed Tackles | 10 | 1 |
| Dropped Passes | 1 | 2 |
| Bad Passes | 1 | 0 |
| Passes 25+ | 0 | 1 |
| Runs 10+ | 4 | 7 |
| Blitzers | 2 | 26 |
| Time | 26:58 | 33:02 |
| Third Down | 6-14 | 2-10 |
| Fourth Down | 0-1 | 0-1 |
| Red Att/Td/Fg | 1/1/0 | 5/4/0 |
| Net Offense | 184 | 351 |

EXCALIBURS



16

PASSING: Tom Brady, 23 of 35, 280 yds, 1 TD, 0 INT
RUSHING: Derrick Henry, 16C, 53yds, (3.3), 0 TD
RECEIVING: Giovani Bernard, 6 for 89yds, 27LG, 0 TD
DEFENCE: Joe Schobert, 8 T, 1 STF, 1 FF, 1 INT
KICKING: Graham Gano, 1 of 1 XP, 3 of 4 FG, 10 Pts

DERAILERS



6

PASSING: Josh Rosen, 8 of 19, 77 yds, 0 TD, 1 INT
RUSHING: Tevin Coleman, 15C, 84yds, (5.6), 0 TD
RECEIVING: Robert Woods, 3 for 32yds, 13LG, 0 TD
DEFENCE: Rashan Evans, 13T, 1 PD, 1 STF
KICKING: Jake Elliott, 0 of 0 XP, 2 of 2 FG, 6 Pts

New Era Stadium Temp: 46 Wind: 0-10 MVP: Brady

| | 1 | 2 | 3 | 4 | Tot |
|---------------|---|---|---|----|-----|
| York (5-2) | 0 | 6 | 0 | 10 | 16 |
| Buffalo (2-5) | 0 | 3 | 3 | 0 | 6 |

Scoring Summary

| | | | |
|---------|---------|---|------|
| 2 14:04 | York | FG Gano 23 (15-74-6:50) | 3-0 |
| 2 5:29 | York | FG Gano 22 (5-5-1:01) | 6-0 |
| 2 0:00 | Buffalo | FG Elliott 33 (7-57-1:18) | 6-3 |
| 3 3:58 | Buffalo | FG Elliott 23 (11-84-4:58) | 6-6 |
| 4 10:49 | York | TD Brady 33 pass to Ertz (Gano) (7-71-3:53) | 13-6 |
| 4 4:34 | York | FG Gano 34 (9-61-5:05) | 16-6 |

| | YOR | BUF |
|----------------|-----------|---------|
| First Downs | 19 | 9 |
| Rushes | 34-140 | 23-137 |
| Passes | 23-35-280 | 8-19-77 |
| Sacked | 4-17 | 1-7 |
| Fumble | 1 | 1 |
| Penalties | 8-55 | 3-20 |
| Turnovers | 0 | 1 |
| Missed Tackles | 5 | 7 |
| Dropped Passes | 2 | 2 |
| Bad Passes | 2 | 1 |
| Passes 25+ | 4 | 0 |
| Runs 10+ | 2 | 3 |
| Blitzers | 6 | 22 |
| Time | 39:20 | 20:40 |
| Third Down | 9-18 | 0-11 |
| Fourth Down | 0-0 | 0-0 |
| Red Att/Td/Fg | 5/0/3 | 2/0/2 |
| Net Offense | 403 | 207 |

CHARGERS



10

PASSING: Carson Wentz, 16 of 32, 148 yds, 0 TD, 2 INT
RUSHING: Dion Lewis, 11C, 58yds, (5.3), 1 TD
RECEIVING: Michael Thomas, 5 for 64 yds, 28LG, 0 TD
DEFENCE: T.J. Carrie, 7 T, 1 PD
KICKING: Steven Hauschka, 1 of 1 XP, 1 of 2 FG, 4 Pts

HAWKS



23

PASSING: Alex Smith, 20 of 30, 197 yds, 0 TD, 1 INT
RUSHING: Johnathan Stewart, 12C, 53yds, (4.4), 2 TD
RECEIVING: DeAndre Hopkins, 6 for 67yds, 16LG, 0 TD
DEFENCE: Clay Matthews, 7 T, 2 SK
KICKING: Cody Parkey, 2 of 3 XP, 1 of 2 FG, 5 Pts

Optimist Park Temp: 62 Wind: 0-10 MVP: Stewart

| | 1 | 2 | 3 | 4 | Tot |
|-------------------|---|---|---|---|-----|
| St. Charles (5-2) | 7 | 0 | 3 | 0 | 10 |
| Brooklin (4-3) | 7 | 6 | 3 | 7 | 23 |

Scoring Summary

| | | | |
|---------|-------------|---|-------|
| 1 12:28 | St. Charles | TD Lewis 4 run (Hauschka) (5-30-2:27) | 7-0 |
| 1 3:54 | Brooklin | TD Stewart 1 run (Parkey) (10-82-4:38) | 7-7 |
| 2 0:11 | Brooklin | TD Smith 1 run (no good) (1-0-0:08) | 7-13 |
| 3 10:54 | St. Charles | FG Hauschka 39 (7-54-3:54) | 10-13 |
| 3 3:23 | Brooklin | FG Parkey 25 (14-68-7:28) | 10-16 |
| 4 4:52 | Brooklin | TD Stewart 16 run (Parkey) (11-99-6:14) | 10-23 |

| | STC | BRH |
|----------------|-----------|-----------|
| First Downs | 16 | 21 |
| Rushes | 19-92 | 32-173 |
| Passes | 16-33-148 | 20-30-197 |
| Sacked | 5-35 | 1-7 |
| Fumble | 0 | 3 |
| Penalties | 9-58 | 8-67 |
| Turnovers | 2 | 2 |
| Missed Tackles | 7 | 3 |
| Dropped Passes | 1 | 1 |
| Bad Passes | 5 | 3 |
| Passes 25+ | 1 | 0 |
| Runs 10+ | 4 | 5 |
| Blitzers | 31 | 8 |
| Time | 26:30 | 33:30 |
| Third Down | 3-12 | 5-12 |
| Fourth Down | 0-0 | 0-1 |
| Red Att/Td/Fg | 1/1/0 | 5/3/1 |
| Net Offense | 205 | 363 |

WRECKING BALLS



13

PASSING: Jared Goff, 19 of 32, 140 yds, 1 TD, 1 INT
RUSHING: LeSean McCoy, 21C, 72yds, (3.4), 0 TD
RECEIVING: LeSean McCoy, 6 for 16yds, 5LG, 0 TD
DEFENCE: James Bradberry, 12 T
KICKING: Chris Boswell, 1 of 1 XP, 2 of 2 FG, 7 Pts

SPARTANS



17

PASSING: Philip Rivers, 23 of 37, 309 yds, 1 TD, 1 INT
RUSHING: Doug Martin, 15C, 46yds, (3.1), 0 TD
RECEIVING: Golden Tate, 6 for 79yds, 23LG, 1 TD
DEFENCE: Telvin Smith, 8 T, 2 PD, 1 INT
KICKING: Greg Zuerlein, 2 of 2 XP, 1 of 2 FG, 5 Pts

Thermopylae Stadium Temp: 59 Wind: 0-10 MVP: Smith

| | 1 | 2 | 3 | 4 | Tot |
|------------------|---|---|---|----|-----|
| New Jersey (3-4) | 3 | 7 | 3 | 0 | 13 |
| Pickering (3-4) | 0 | 7 | 0 | 10 | 17 |

Scoring Summary

| | | |
|--------------------|---|-------|
| 1 7:27 New Jersey | FG Boswell 21 (12-74-4:39) | 3-0 |
| 2 11:15 New Jersey | TD Goff 7 pass to Cook (Boswell) (14-76-5:46) | 10-0 |
| 2 3:34 Pickering | TD Rivers 23 pass to Tate (Zuerlein) (11-81-5:19) | 10-7 |
| 3 3:38 New Jersey | FG Boswell 46 (7-35-2:26) | 13-7 |
| 4 11:11 Pickering | TD Smith 37 interception return (Zuerlein) | 13-14 |
| 4 1:35 Pickering | FG Zuerlein 50 (7-46-2:15) | 13-17 |

| | NJ | PIC |
|----------------|-----------|-----------|
| First Downs | 14 | 17 |
| Rushes | 26-85 | 25-71 |
| Passes | 19-32-140 | 23-37-309 |
| Sacked | 2-18 | 3-23 |
| Fumble | 1 | 2 |
| Penalties | 6-39 | 12-102 |
| Turnovers | 1 | 2 |
| Missed Tackles | 7 | 6 |
| Dropped Passes | 1 | 2 |
| Bad Passes | 2 | 2 |
| Passes 25+ | 0 | 1 |
| Runs 10+ | 2 | 1 |
| Blitzers | 27 | 0 |
| Time | 28:31 | 31:29 |
| Third Down | 2-13 | 3-13 |
| Fourth Down | 1-2 | 0-1 |
| Red Att/Td/Fg | 2/1/1 | 1/0/0 |
| Net Offense | 207 | 357 |

VIOLATORS



21

PASSING: Derek Carr, 10 of 21, 200yds, 2 TD, 0 INT
RUSHING: Ezekiel Elliott, 29C, 90yds, (3.1), 1 TD
RECEIVING: JuJu Smith-Schuster, 5 for 127yds, 61LG, 1 TD
DEFENCE: Kendall Fuller, 7 T, 1 PD, 1 INT
KICKING: Zane Gonzalez 3 of 3 XP, 0 of 0 FG, 3 Pts

GLADIATORS



24

PASSING: B. Roethlisberger, 23 of 35, 253 yds, 3 TD, 1 INT
RUSHING: Alex Collins, 20C, 85yds, (4.3), 0 TD
RECEIVING: Jarvis Landry, 8 for 72yds, 15LG, 1 TD
DEFENCE: Mike Daniels, 12 T, 3 STF
KICKING: Giorgio Tavecchio, 3 of 3 XP, 1 of 1 FG, 6 Pts

Georgia Stadium Temp: 66 Wind: 15-25 MVP: Roethlisberger

| | 1 | 2 | 3 | 4 | Tot |
|---------------|---|---|---|----|-----|
| Virden (3-4) | 0 | 7 | 0 | 14 | 21 |
| Georgia (5-2) | 0 | 3 | 0 | 21 | 24 |

Scoring Summary

| | | |
|----------------|--|-------|
| 2 9:42 Virden | TD Carr 8 pass to Morgan (Gonzalez) (14-75-6:27) | 7-0 |
| 2 0:21 Georgia | FG Tavecchio 24 (7-47-3:43) | 7-3 |
| 4 13:12 Virden | TD Elliott 3 run (Gonzalez) (7-49-2:47) | 14-3 |
| 4 9:50 Georgia | TD Roethlisberger 20 pass to Stills (Tavecchio) (7-74-3:1) | 14-10 |
| 4 5:41 Georgia | TD Roethlisberger 6 pass to Landry (Tavecchio) (4-55-2:25) | 14-17 |
| 4 2:27 Virden | TD Carr 61 pass to Smith-Schuster (Gonzalez) (6-75-3:14) | 21-17 |
| 4 0:00 Georgia | TD Roethlisberger 28 pass to James (Tavecchio) (13-77-2:1) | 21-24 |

| | VV | GEO |
|----------------|-----------|-----------|
| First Downs | 16 | 23 |
| Rushes | 32-91 | 30-123 |
| Passes | 10-21-200 | 23-35-253 |
| Sacked | 2-18 | 2-10 |
| Fumble | 1 | 1 |
| Penalties | 7-33 | 3-14 |
| Turnovers | 0 | 1 |
| Missed Tackles | 6 | 4 |
| Dropped Passes | 0 | 2 |
| Bad Passes | 1 | 1 |
| Passes 25+ | 1 | 2 |
| Runs 10+ | 1 | 4 |
| Blitzers | 8 | 4 |
| Time | 27:24 | 32:36 |
| Third Down | 4-13 | 5-13 |
| Fourth Down | 2-3 | 2-2 |
| Red Att/Td/Fg | 3/2/0 | 3/2/1 |
| Net Offense | 273 | 366 |

PATRIOTS



10

PASSING: Blake Bortles, 27 of 48, 265 yds, 0 TD, 2 INT
RUSHING: Alvin Kamara, 5C, 38yds, (7.6), 0 TD
RECEIVING: Alvin Kamara, 6 for 67yds, 36LG, 0 TD
DEFENCE: C.J. Mosley, 13 T, 1 STF
KICKING: Ryan Succop, 1 of 1 XP, 1 of 2 FG, 4 Pts

CRUSADERS



13

PASSING: Kirk Cousins, 17 of 35, 154 yds, 1 TD, 1 INT
RUSHING: Aaron Jones, 5C, 106yds, (7.1), 0 TD
RECEIVING: Kenan Allen, 6 for 77yds, 22LG, 1 TD
DEFENCE: Adrian Colbert, 8 T, 1 FF
KICKING: Blair Walsh, 1 of 2 XP, 0 of 0 FG, 1 Pts

Paul Brown Stadium Temp: 50 Wind: 0-10 Rain MVP: Cousins

| | 1 | 2 | 3 | 4 | Tot |
|-------------------|---|----|---|---|-----|
| Charleswood (3-4) | 0 | 3 | 0 | 7 | 10 |
| Cincinnati (1-6) | 0 | 13 | 0 | 0 | 13 |

Scoring Summary

| | | |
|---------------------|--|-------|
| 2 14:56 Charleswood | FG Succop 44 (7-32-2:55) | 3-0 |
| 2 11:39 Cincinnati | TD Cousins 13 pass to Allen (no good) (10-75-3:17) | 3-6 |
| 2 0:12 Cincinnati | TD Cousins 19 run (Walsh,B) (10-90-2:17) | 3-13 |
| 4 13:14 Charleswood | TD Bortles 5 run (Succop) (8-50-4:09) | 10-13 |

| | CHP | CIN |
|----------------|-----------|-----------|
| First Downs | 21 | 19 |
| Rushes | 17-72 | 30-174 |
| Passes | 27-48-265 | 17-35-154 |
| Sacked | 2-10 | 3-19 |
| Fumble | 1 | 0 |
| Penalties | 8-60 | 7-64 |
| Turnovers | 2 | 1 |
| Missed Tackles | 2 | 3 |
| Dropped Passes | 3 | 3 |
| Bad Passes | 3 | 4 |
| Passes 25+ | 1 | 1 |
| Runs 10+ | 2 | 6 |
| Blitzers | 2 | 16 |
| Time | 30:09 | 29:51 |
| Third Down | 5-14 | 3-14 |
| Fourth Down | 0-2 | 0-1 |
| Red Att/Td/Fg | 2/1/0 | 4/2/0 |
| Net Offense | 327 | 309 |

TRIUMPH



14

PASSING: Mitch Trubisky, 7 of 29, 38 yds, 0 TD, 4 INT
RUSHING: Melvin Gordon, 26C, 95yds, (3.7), 1 TD
RECEIVING: Melvin Gordon, 4 for 22yds, 11LG, 1 TD
DEFENCE: Kwon Alexander, 12 T, 2 PD, 4 STF
KICKING: Dustin Hopkins, 2 of 2 XP, 0 of 0 FG, 2 Pts

WOLVERINES



29

PASSING: Jay Cutler, 12 of 26, 237 yds, 4 TD, 4 INT
RUSHING: Saquon Barkley, 16C, 41yds, (2.6), 0 TD
RECEIVING: Adam Thielen, 6 for 124yds, 71LG, 1 TD
DEFENCE: Jaylon Smith, 15 T
KICKING: Daniel Carlson, 2 of 4 XP, 1 of 1 FG, 5 Pts

The Wolverine's Den Temp: 56 Wind: 0-5 MVP: Hill

| | 1 | 2 | 3 | 4 | Tot |
|-------------------|----|---|---|---|-----|
| Twin Cities (5-2) | 7 | 0 | 0 | 7 | 14 |
| Toronto (6-1) | 14 | 6 | 3 | 6 | 29 |

Scoring Summary

| | | |
|---------------------|--|-------|
| 1 14:50 Twin Cities | TD Davis 42 interception return (Hopkins,D) | 7-0 |
| 1 10:34 Toronto | TD Cutler 17 pass to Hill (Carlson) (2-22-0:17) | 7-7 |
| 1 0:02 Toronto | TD Cutler 9 pass to Hill (Carlson) (9-81-4:23) | 7-14 |
| 2 0:00 Toronto | TD Cutler 42 pass to Hill (no good) (3-46-0:16) | 7-20 |
| 3 4:58 Toronto | FG Carlson 23 (9-30-3:43) | 7-23 |
| 4 13:11 Toronto | TD Cutler 71 pass to Thielen (no good) (4-82-2:31) | 7-29 |
| 4 10:06 Twin Cities | TD Gordon 9 run (Hopkins,D) (10-70-3:05) | 14-29 |

| | TCT | TOR |
|----------------|---------|-----------|
| First Downs | 16 | 11 |
| Rushes | 42-199 | 37-68 |
| Passes | 9-34-44 | 12-26-237 |
| Sacked | 2-14 | 0-0 |
| Fumble | 1 | 0 |
| Penalties | 7-40 | 3-21 |
| Turnovers | 5 | 4 |
| Missed Tackles | 5 | 9 |
| Dropped Passes | 3 | 1 |
| Bad Passes | 10 | 3 |
| Passes 25+ | 0 | 3 |
| Runs 10+ | 7 | 0 |
| Blitzers | 15 | 5 |
| Time | 29:33 | 30:27 |
| Third Down | 1-17 | 4-15 |
| Fourth Down | 2-5 | 0-0 |
| Red Att/Td/Fg | 2/1/0 | 3/2/1 |
| Net Offense | 229 | 305 |

CADILLAC



17

PASSING: Matt Stafford, 7 of 15, 70 yds, 0 TD, 0 INT
RUSHING: Marshawn Lynch, 8C, 45yds, (5.6), 0 TD
RECEIVING: Jordy Nelson, 3 for 33yds, 22LG, 0 TD
DEFENCE: Eric Reid, 10 T
KICKING: Steven Gostkowski, 2 of 2 XP, 1 of 1 FG, 5 Pts

MUSTANGS



41

PASSING: Matt Ryan, 20 of 30, 247 yds, 3 TD, 0 INT
RUSHING: Kenyan Drake, 14C, 91yds, (6.5), 2 TD
RECEIVING: Albert Wilson, 6 for 65yds, 14LG, 0 TD
DEFENCE: Shaq Thompson, 6 T
KICKING: Wil Lutz, 5 of 5 XP, 2 of 2 FG, 11 Pts

Magna Park Temp: -4 Wind: None MVP: Ryan

| | 1 | 2 | 3 | 4 | Tot |
|--------------|----|----|---|----|-----|
| Erieau (3-4) | 10 | 0 | 7 | 0 | 17 |
| Aurora (4-3) | 7 | 14 | 7 | 13 | 41 |

Scoring Summary

| | | |
|----------------|---|-------|
| 1 11:10 Erieau | TD Kizer 4 run (Gostkowski) (3-5-1:38) | 7-0 |
| 1 4:52 Aurora | TD Ryan 3 pass to Bryant (Lutz) (10-75-6:10) | 7-7 |
| 1 3:00 Erieau | FG Gostkowski 52 (5-15-1:41) | 10-7 |
| 2 9:25 Aurora | TD Tolbert 2 run (Lutz) (10-62-4:19) | 10-14 |
| 2 0:16 Aurora | TD Ryan 18 pass to Williams (Lutz) (11-88-3:20) | 10-21 |
| 3 10:40 Erieau | TD Hines 8 run (Gostkowski) (5-35-2:33) | 17-21 |
| 3 4:36 Aurora | TD Ryan 17 pass to Samuels (Lutz) (11-85-5:56) | 17-28 |
| 4 12:18 Aurora | FG Lutz 37 (14-68-6:54) | 17-31 |
| 4 5:23 Aurora | TD Ballage 8 run (Lutz) (10-71-4:20) | 17-38 |
| 4 2:57 Aurora | FG Lutz 31 (4-8-2:14) | 17-41 |

| | ERI | AUR |
|----------------|---------|-----------|
| First Downs | 9 | 32 |
| Rushes | 19-56 | 43-245 |
| Passes | 8-18-73 | 20-30-247 |
| Sacked | 3-27 | 6-37 |
| Fumble | 1 | 1 |
| Penalties | 7-56 | 6-59 |
| Turnovers | 1 | 1 |
| Missed Tackles | 7 | 2 |
| Dropped Passes | 0 | 1 |
| Bad Passes | 2 | 1 |
| Passes 25+ | 0 | 1 |
| Runs 10+ | 1 | 12 |
| Blitzers | 26 | 2 |
| Time | 19:24 | 40:36 |
| Third Down | 2-10 | 8-16 |
| Fourth Down | 0-0 | 1-1 |
| Red Att/Td/Fg | 2/2/0 | 7/5/2 |
| Net Offense | 102 | 455 |

CUBS



14

PASSING: Russell Wilson, 16 of 35189 yds, 2 TD, 1 INT
RUSHING: Bilal Powell, 9C, 38yds, (4.2), 0 TD
RECEIVING: Mike Wallace, 5 for 45yds, 15LG, 0 TD
DEFENCE: Alec Ogletree, 9T, 2 PD, 1 STF
KICKING: Justin Tucker, 2 of 2 XP, 0 of 0 FG, 2 Pts

SWORDFISH



31

PASSING: Drew Brees, 21 of 33, 189 yds, 2 TD, 0 INT
RUSHING: C.J. Anderson, 20C, 106yds, (5.3), 0 TD
RECEIVING: Jason Witten, 9 for 96yds, 27LG, 0 TD
DEFENCE: Adam Gotsis, 6T, 1 SK, 1 STF, 1 HUR
KICKING: Adam Vinatieri, 1 of 2 XP, 2 of 2 FG, 7 Pts

The Fish Tank Temp: 76 Wind: None MVP: Brees

| | 1 | 2 | 3 | 4 | Tot |
|-----------------|---|----|----|---|-----|
| Iowa City (4-3) | 7 | 0 | 0 | 7 | 14 |
| Sebastian (5-2) | 0 | 13 | 15 | 3 | 31 |

Scoring Summary

| | | |
|-------------------|--|-------|
| 1 3:34 Iowa City | TD Wilson 7 pass to McKinnon (Tucker,J) (12-80-6:17) | 7-0 |
| 2 12:43 Sebastian | TD Foreman 4 run (Vinatieri) (10-75-5:51) | 7-7 |
| 2 0:37 Sebastian | TD Foreman 4 run (no good) (9-55-5:25) | 7-13 |
| 3 10:19 Sebastian | TD Brees 15 pass to Kearse (2 - failed) (9-60-3:32) | 7-19 |
| 3 9:50 Sebastian | TD Brees 17 pass to Kearse (2 - failed) (1-17-0:10) | 7-25 |
| 3 0:54 Sebastian | FG Vinatieri 39 (9-44-4:15) | 7-28 |
| 4 6:45 Sebastian | FG Vinatieri 37 (11-40-6:12) | 7-31 |
| 4 1:21 Iowa City | TD Wilson 41 pass to Kirk (Tucker,J) (7-74-1:50) | 14-31 |

| | ICC | SS |
|----------------|-----------|-----------|
| First Downs | 14 | 25 |
| Rushes | 16-56 | 40-172 |
| Passes | 16-35-189 | 21-33-189 |
| Sacked | 3-17 | 0-0 |
| Fumble | 2 | 0 |
| Penalties | 3-29 | 6-49 |
| Turnovers | 1 | 0 |
| Missed Tackles | 4 | 1 |
| Dropped Passes | 1 | 2 |
| Bad Passes | 0 | 1 |
| Passes 25+ | 2 | 1 |
| Runs 10+ | 2 | 6 |
| Blitzers | 2 | 21 |
| Time | 21:18 | 38:42 |
| Third Down | 2-11 | 4-13 |
| Fourth Down | 1-4 | 2-3 |
| Red Att/Td/Fg | 1/1/0 | 6/4/2 |
| Net Offense | 228 | 361 |

KNIGHTS



7

PASSING: Andy Dalton, 29 of 48, 198yds, 1 TD, 0 INT
RUSHING: Josh McCown, 2C, 21yds, (10.5), 0 TD
RECEIVING: Brandin Cooks, 11 for 93yds, 14LG, 1 TD
DEFENCE: Michael Bennett, 9 T, 2 SK, 1 FF
KICKING: Ka'imi Fairbairn, 1 of 1 XP, 0 of 1 FG, 1 Pt

CORN KINGS



21

PASSING: Joe Flacco, 13 of 23, 151 yds, 1 TD, 1 INT
RUSHING: Todd Gurley II, 22C, 124yds, (5.6), 1 TD
RECEIVING: Mike Evans, 6 for 88yds, 21LG, 0 TD
DEFENCE: Aaron Colvin, 12 T, 2 PD
KICKING: Matt Bryant, 3 of 3 XP, 0 of 1 FG, 3 Pts

Tillman Field Temp: 65 Wind: 15-25 MVP: Gurley II


| | 1 | 2 | 3 | 4 | Tot |
|-------------------|---|---|---|----|-----|
| Los Angeles (1-6) | 0 | 7 | 0 | 0 | 7 |
| Cowtown (5-2) | 0 | 0 | 7 | 14 | 21 |

Scoring Summary

| | | |
|--------------------|---|------|
| 2 1:02 Los Angeles | TD Dalton 12 pass to Cooks (Fairbairn) (4-23-0:34) | 7-0 |
| 3 2:20 Cowtown | TD Flacco 18 pass to Gurley II (Bryant,M) (5-49-2:29) | 7-7 |
| 4 6:20 Cowtown | TD Gurley II 6 run (Bryant,M) (11-74-4:51) | 7-14 |
| 4 1:46 Cowtown | TD Blount 10 run (Bryant,M) (4-33-0:59) | 7-21 |

| | LAK | COW |
|----------------|-----------|-----------|
| First Downs | 15 | 20 |
| Rushes | 11-35 | 32-187 |
| Passes | 30-55-208 | 13-23-151 |
| Sacked | 4-35 | 5-37 |
| Fumble | 1 | 3 |
| Penalties | 6-40 | 4-39 |
| Turnovers | 1 | 1 |
| Missed Tackles | 10 | 1 |
| Dropped Passes | 1 | 0 |
| Bad Passes | 4 | 2 |
| Passes 25+ | 0 | 0 |
| Runs 10+ | 2 | 5 |
| Blitzers | 16 | 38 |
| Time | 30:49 | 29:11 |
| Third Down | 7-18 | 4-11 |
| Fourth Down | 1-2 | 0-0 |
| Red Att/Td/Fg | 2/1/0 | 4/3/0 |
| Net Offense | 208 | 301 |


THUNDER LIZARDS



14

PASSING: Cam Newton, 16 of 38, 250 yds, 1 TD, 5 INT
RUSHING: Rashaad Penny, 13C, 64yds, (4.9), 0 TD
RECEIVING: T.Y. Hilton, 5 for 139yds, 66LG, 0 TD
DEFENCE: Paul Posluszny, 12 T, 2 PD, 1 STF
KICKING: Phil Dawson, 2 of 2 XP, 0 of 0 FG, 2 Pts

CONVICTS



30

PASSING: Dak Prescott, 18 of 29, 181 yds, 1 TD, 0 INT
RUSHING: Dak Prescott, 13C, 65yds, (5.0), 1 TD
RECEIVING: Christian McCaffrey, 8 for 78yds, 19LG, 1 TD
DEFENCE: Josh Jackson, 7 T, 1 INT
KICKING: Dan Bailey, 3 of 3 XP, 3 of 4 FG, 12 Pts

The Big House Temp: 88 Wind: 0-5 MVP: Prescott


| | 1 | 2 | 3 | 4 | Tot |
|--------------|---|----|----|----|-----|
| Durham (3-4) | 0 | 14 | 0 | 0 | 14 |
| Chino (4-3) | 3 | 3 | 10 | 14 | 30 |

Scoring Summary

| | | |
|---------------|---|-------|
| 1 7:09 Chino | FG Bailey 23 (15-87-7:40) | 0-3 |
| 2 14:55 Chino | FG Bailey 34 (9-64-2:51) | 0-6 |
| 2 4:26 Durham | TD Newton 15 pass to Penny (Dawson) (5-91-2:12) | 7-6 |
| 2 0:22 Durham | TD Newton 6 run (Dawson) (11-69-3:41) | 14-6 |
| 3 12:18 Chino | TD Prescott 27 run (Bailey,D) (4-56-1:53) | 14-13 |
| 3 4:51 Chino | FG Bailey 32 (9-43-4:15) | 14-16 |
| 4 7:05 Chino | TD Prescott 15 pass to McCaffrey (Bailey,D) (2-15-0:58) | 14-23 |
| 4 6:21 Chino | TD Jackson 47 interception return (Bailey,D) | 14-30 |

| | DTL | CHI |
|----------------|-----------|-----------|
| First Downs | 21 | 21 |
| Rushes | 19-110 | 38-173 |
| Passes | 18-44-281 | 18-29-181 |
| Sacked | 1-7 | 0-0 |
| Fumble | 1 | 1 |
| Penalties | 9-82 | 6-60 |
| Turnovers | 7 | 0 |
| Missed Tackles | 12 | 8 |
| Dropped Passes | 3 | 0 |
| Bad Passes | 10 | 2 |
| Passes 25+ | 1 | 0 |
| Runs 10+ | 3 | 8 |
| Blitzers | 11 | 8 |
| Time | 26:09 | 33:51 |
| Third Down | 2-8 | 3-13 |
| Fourth Down | 0-2 | 0-1 |
| Red Att/Td/Fg | 3/2/0 | 7/1/3 |
| Net Offense | 384 | 354 |


BLUE EAGLES



21

PASSING: Brett Hundley, 20 of 31, 118 yds, 1 TD, 0 INT
RUSHING: Jordan Howard, 24C, 131yds, (5.5), 0 TD
RECEIVING: DeSean Jackson, 7 for 42yds, 11LG, 1 TD
DEFENCE: Patrick Onwuasor, 6 T, 2 SK, 1 PD, 2 FF
KICKING: Mason Crosby, 1 of 1 XP, 2 of 2 FG, 7 Pts

PILOTS



10

PASSING: Eli Manning, 21 of 40, 234 yds, 1 TD, 0 INT
RUSHING: Kareem Hunt, 14C, 69yds, (4.9), 1 TD
RECEIVING: Allen Hurns, 6 for 71yds, 24LG, 0 TD
DEFENCE: Barkevious Mingo, 1T, 1 PD, 1 STF
KICKING: Josh Lambo, 1 of 1 XP, 1 of 3 FG, 4 Pts

Kingdome Temp: 70 Wind: None MVP: Howard

| | 1 | 2 | 3 | 4 | Tot |
|-------------------|---|---|---|----|-----|
| Scarborough (1-6) | 3 | 3 | 0 | 15 | 21 |
| Seattle (1-6) | 0 | 0 | 7 | 3 | 10 |

Scoring Summary

| | | |
|--------------------|---|-------|
| 1 9:28 Scarborough | FG Crosby 48 (9-39-4:22) | 3-0 |
| 2 5:47 Scarborough | FG Crosby 25 (8-72-5:14) | 6-0 |
| 3 9:03 Seattle | TD Manning 4 pass to Miller (Lambo) (9-68-4:49) | 6-7 |
| 4 9:38 Scarborough | TD Hundley 3 pass to Jackson (2 - Hundley) (10-64-4:37) | 14-7 |
| 4 5:39 Seattle | FG Lambo 28 (7-78-1:57) | 14-10 |
| 4 1:55 Scarborough | TD Jones 20 yd fumble recovery (Crosby) | 21-10 |

| | SBE | SEA |
|----------------|-----------|-----------|
| First Downs | 16 | 16 |
| Rushes | 32-152 | 21-91 |
| Passes | 20-31-118 | 21-40-234 |
| Sacked | 2-15 | 4-30 |
| Fumble | 2 | 2 |
| Penalties | 8-64 | 4-41 |
| Turnovers | 0 | 1 |
| Missed Tackles | 4 | 8 |
| Dropped Passes | 1 | 1 |
| Bad Passes | 4 | 2 |
| Passes 25+ | 0 | 1 |
| Runs 10+ | 3 | 3 |
| Blitzers | 31 | 14 |
| Time | 34:10 | 25:50 |
| Third Down | 6-16 | 4-15 |
| Fourth Down | 0-1 | 0-2 |
| Red Att/Td/Fg | 2/1/1 | 3/1/1 |
| Net Offense | 255 | 295 |



WEEK SEVEN

STANDINGS

| PACIFIC CONFERENCE | | | | | | | | | | | | |
|---------------------|---|---|---|------|-----|------|-----|------|-------|-------|-------|-------|
| East | W | L | T | Pct | Pts | Ave | Opp | Ave | Diff | Home | Div | Conf |
| St. Charles | 5 | 2 | 0 | .714 | 141 | 20.1 | 126 | 18.0 | 2.1 | 3 0 0 | 2 1 0 | 4 1 0 |
| Bruxelles | 4 | 3 | 0 | .571 | 169 | 24.1 | 109 | 15.6 | 8.6 | 3 1 0 | 1 2 0 | 3 2 0 |
| New Jersey | 3 | 4 | 0 | .429 | 120 | 17.1 | 133 | 19.0 | -1.9 | 2 2 0 | 2 1 0 | 2 3 0 |
| Buffalo | 2 | 5 | 0 | .286 | 90 | 12.9 | 139 | 19.9 | -7.0 | 2 1 0 | 1 2 0 | 2 3 0 |
| Central | W | L | T | Pct | Pts | Ave | Opp | Ave | Diff | Home | Div | Conf |
| Twin Cities | 5 | 2 | 0 | .714 | 161 | 23.0 | 115 | 16.4 | 6.6 | 3 1 0 | 1 1 0 | 4 1 0 |
| Erieau | 3 | 4 | 0 | .429 | 96 | 13.7 | 170 | 24.3 | -10.6 | 2 1 0 | 2 0 0 | 3 2 0 |
| Charleswood | 3 | 4 | 0 | .429 | 114 | 16.3 | 132 | 18.9 | -2.6 | 3 1 0 | 1 1 0 | 2 3 0 |
| Viriden | 3 | 4 | 0 | .429 | 165 | 23.6 | 130 | 18.6 | 5.0 | 2 1 0 | 0 2 0 | 2 3 0 |
| West | W | L | T | Pct | Pts | Ave | Opp | Ave | Diff | Home | Div | Conf |
| Chino | 4 | 3 | 0 | .571 | 151 | 21.6 | 138 | 19.7 | 1.9 | 2 2 0 | 1 1 0 | 3 2 0 |
| Iowa City | 4 | 3 | 0 | .571 | 151 | 21.6 | 120 | 17.1 | 4.4 | 1 2 0 | 1 1 0 | 3 2 0 |
| Seattle | 1 | 6 | 0 | .143 | 125 | 17.9 | 184 | 26.3 | -8.4 | 0 4 0 | 1 1 0 | 1 4 0 |
| Los Angeles | 1 | 6 | 0 | .143 | 84 | 12.0 | 164 | 23.4 | -11.4 | 1 2 0 | 1 1 0 | 1 4 0 |
| ATLANTIC CONFERENCE | | | | | | | | | | | | |
| North | W | L | T | Pct | Pts | Ave | Opp | Ave | Diff | Home | Div | Conf |
| Cowtown | 5 | 2 | 0 | .714 | 159 | 22.7 | 90 | 12.9 | 9.9 | 4 0 0 | 2 0 0 | 3 2 0 |
| Sebastian | 5 | 2 | 0 | .714 | 182 | 26.0 | 112 | 16.0 | 10.0 | 4 0 0 | 1 1 0 | 3 2 0 |
| Durham | 3 | 4 | 0 | .429 | 143 | 20.4 | 173 | 24.7 | -4.3 | 2 1 0 | 1 1 0 | 2 3 0 |
| Scarborough | 1 | 6 | 0 | .143 | 53 | 7.6 | 146 | 20.9 | -13.3 | 0 3 0 | 0 2 0 | 0 5 0 |
| Coastal | W | L | T | Pct | Pts | Ave | Opp | Ave | Diff | Home | Div | Conf |
| York | 5 | 2 | 0 | .714 | 147 | 21.0 | 94 | 13.4 | 7.6 | 2 1 0 | 1 1 0 | 4 1 0 |
| Brooklin | 4 | 3 | 0 | .571 | 183 | 26.1 | 168 | 24.0 | 2.1 | 3 1 0 | 1 1 0 | 2 3 0 |
| Budapest | 4 | 3 | 0 | .571 | 119 | 17.0 | 95 | 13.6 | 3.4 | 2 1 0 | 1 1 0 | 3 2 0 |
| Pickering | 3 | 4 | 0 | .429 | 131 | 18.7 | 146 | 20.9 | -2.1 | 3 1 0 | 1 1 0 | 2 3 0 |
| South | W | L | T | Pct | Pts | Ave | Opp | Ave | Diff | Home | Div | Conf |
| Toronto | 6 | 1 | 0 | .857 | 152 | 21.7 | 92 | 13.1 | 8.6 | 4 0 0 | 2 1 0 | 4 1 0 |
| Georgia | 5 | 2 | 0 | .714 | 158 | 22.6 | 146 | 20.9 | 1.7 | 3 0 0 | 2 1 0 | 4 1 0 |
| Aurora | 4 | 3 | 0 | .571 | 181 | 25.9 | 156 | 22.3 | 3.6 | 4 0 0 | 2 1 0 | 3 2 0 |
| Cincinnati | 1 | 6 | 0 | .143 | 100 | 14.3 | 197 | 28.1 | -13.9 | 1 2 0 | 0 3 0 | 0 5 0 |

TOP PASSERS

| Rk | Player | Team | Att | Cmp | C% | Yards | In | I% | Lg | TD | TD% | Rate |
|----|----------------|------|-----|-----|------|-------|----|-----|----|----|-----|-------|
| 1 | Brady | YOR | 212 | 136 | 64.2 | 1657 | 5 | 2.4 | 53 | 16 | 7.5 | 103.4 |
| 2 | Prescott | CHI | 233 | 150 | 64.4 | 1615 | 3 | 1.3 | 56 | 12 | 5.2 | 96.4 |
| 3 | Smith,A | BRH | 245 | 148 | 60.4 | 1802 | 4 | 1.6 | 76 | 14 | 5.7 | 95.3 |
| 4 | Ryan,M | AUR | 230 | 142 | 61.7 | 1753 | 5 | 2.2 | 66 | 13 | 5.7 | 95.1 |
| 5 | Taylor,T | BUD | 179 | 112 | 62.6 | 1224 | 2 | 1.1 | 62 | 9 | 5.0 | 94.8 |
| 6 | Roethlisberger | GEO | 234 | 134 | 57.3 | 1742 | 5 | 2.1 | 62 | 16 | 6.8 | 94.7 |
| 7 | Cutler | TOR | 158 | 90 | 57.0 | 1310 | 6 | 3.8 | 71 | 12 | 7.6 | 93.6 |
| 8 | Brees | SS | 249 | 158 | 63.5 | 1668 | 5 | 2.0 | 52 | 14 | 5.6 | 93.2 |
| 9 | Carr,D | VV | 202 | 110 | 54.5 | 1505 | 3 | 1.5 | 61 | 11 | 5.4 | 90.5 |
| 10 | Mariota | BRX | 202 | 126 | 62.4 | 1497 | 9 | 4.5 | 53 | 12 | 5.9 | 86.2 |
| 11 | Flacco | COW | 158 | 95 | 60.1 | 943 | 3 | 1.9 | 56 | 5 | 3.2 | 79.7 |
| 12 | Rivers,P | PIC | 233 | 127 | 54.5 | 1664 | 8 | 3.4 | 67 | 11 | 4.7 | 78.7 |
| 13 | Dalton | LAK | 134 | 75 | 56.0 | 714 | 1 | 0.7 | 50 | 4 | 3.0 | 77.8 |
| 14 | Manning | SEA | 250 | 138 | 55.2 | 1544 | 7 | 2.8 | 53 | 11 | 4.4 | 76.8 |
| 15 | Goff | NJ | 209 | 114 | 54.5 | 1248 | 6 | 2.9 | 59 | 9 | 4.3 | 74.8 |
| 16 | Wilson,R | ICC | 203 | 114 | 56.2 | 1261 | 6 | 3.0 | 41 | 7 | 3.4 | 73.9 |
| 17 | Trubisky | TCT | 179 | 92 | 51.4 | 1260 | 8 | 4.5 | 63 | 8 | 4.5 | 70.5 |
| 18 | Newton,C | DTL | 231 | 125 | 54.1 | 1675 | 12 | 5.2 | 66 | 10 | 4.3 | 70.2 |
| 19 | Wentz | STC | 222 | 120 | 54.1 | 1222 | 7 | 3.2 | 36 | 7 | 3.2 | 67.4 |
| 20 | Cousins | CIN | 244 | 128 | 52.5 | 1517 | 9 | 3.7 | 58 | 8 | 3.3 | 67.3 |
| 21 | Stafford | ERI | 143 | 70 | 49.0 | 751 | 4 | 2.8 | 64 | 5 | 3.5 | 64.8 |
| 22 | Fales | BUF | 120 | 75 | 62.5 | 674 | 4 | 3.3 | 38 | 0 | 0.0 | 63.7 |
| 23 | Bortles | CHP | 264 | 144 | 54.5 | 1408 | 10 | 3.8 | 42 | 5 | 1.9 | 60.3 |
| 24 | McCown | LAK | 159 | 85 | 53.5 | 881 | 8 | 5.0 | 42 | 5 | 3.1 | 59.2 |
| 25 | Hundley | SBE | 110 | 67 | 60.9 | 394 | 4 | 3.6 | 18 | 1 | 0.9 | 55.6 |

KICKOFF RETURNERS

PUNT RETURNERS

| Rk | Player | Team | No | Yds | Ave | Lg | TD | Rk | Player | Team | No | Fc | Yds | Ave | Lg | TD |
|----|------------|------|----|-----|------|----|----|----|------------|------|----|----|-----|------|----|----|
| 1 | Patterson | BUF | 15 | 496 | 33.1 | 47 | 0 | 1 | Davis,T | ICC | 16 | 8 | 163 | 10.2 | 20 | 0 |
| 2 | Bray | CHI | 15 | 416 | 27.7 | 36 | 0 | 2 | Cooper,P | ERI | 16 | 3 | 158 | 9.9 | 17 | 0 |
| 3 | Cooper,P | ERI | 31 | 859 | 27.7 | 90 | 1 | 3 | Ervin | VV | 15 | 8 | 140 | 9.3 | 44 | 0 |
| 4 | Williams,K | GEO | 15 | 400 | 26.7 | 42 | 0 | 4 | Jones,A | NJ | 19 | 1 | 172 | 9.1 | 25 | 0 |
| 5 | Smith-Schu | VV | 14 | 365 | 26.1 | 94 | 1 | 5 | Erickson | BUF | 16 | 8 | 139 | 8.7 | 17 | 0 |
| 6 | Hunt,A | BRX | 10 | 252 | 25.2 | 39 | 0 | 6 | Amendola | YOR | 25 | 10 | 212 | 8.5 | 20 | 0 |
| 7 | Lockett | ICC | 12 | 302 | 25.2 | 38 | 0 | 7 | Jackson,A | STC | 19 | 2 | 159 | 8.4 | 16 | 0 |
| 8 | Grant,C | CHP | 15 | 369 | 24.6 | 39 | 0 | 8 | McCaffrey | CHI | 14 | 11 | 117 | 8.4 | 23 | 0 |
| 9 | Switzer | PIC | 11 | 264 | 24.0 | 41 | 0 | 9 | Sherels | BUD | 28 | 6 | 223 | 8.0 | 17 | 0 |
| 10 | Lewis,D | STC | 15 | 355 | 23.7 | 31 | 0 | 10 | Alexander | TCT | 23 | 7 | 166 | 7.2 | 17 | 0 |
| 11 | Moore,C | SS | 10 | 233 | 23.3 | 36 | 0 | 11 | Williams,K | GEO | 7 | 7 | 49 | 7.0 | 14 | 0 |
| 12 | Barner | BRH | 12 | 276 | 23.0 | 35 | 0 | 12 | Roberts,A | LAK | 14 | 10 | 94 | 6.7 | 14 | 0 |
| 13 | Bolden Jr. | YOR | 11 | 249 | 22.6 | 35 | 0 | 13 | Callaway | SS | 11 | 8 | 72 | 6.5 | 15 | 0 |
| 14 | Agnew | SEA | 12 | 268 | 22.3 | 42 | 0 | 14 | Taylor,T | DTL | 15 | 6 | 92 | 6.1 | 15 | 0 |
| 15 | Roberts,A | LAK | 20 | 440 | 22.0 | 34 | 0 | 15 | Barner | BRH | 16 | 5 | 97 | 6.1 | 17 | 0 |
| 16 | Langley | CIN | 9 | 179 | 19.9 | 43 | 0 | 16 | Switzer | PIC | 17 | 4 | 97 | 5.7 | 15 | 0 |
| 17 | Lewis,T | SBE | 15 | 296 | 19.7 | 28 | 0 | 17 | Crowder | SBE | 17 | 9 | 96 | 5.6 | 12 | 0 |
| 18 | Harris,D | TOR | 8 | 155 | 19.4 | 25 | 0 | 18 | Campanaro | COW | 15 | 8 | 80 | 5.3 | 12 | 0 |
| 19 | Ballage | AUR | 13 | 239 | 18.4 | 28 | 0 | 19 | Agnew | SEA | 7 | 11 | 34 | 4.9 | 15 | 0 |
| 20 | Erickson | BUF | 8 | 144 | 18.0 | 25 | 0 | 20 | Richard | CHP | 24 | 9 | 115 | 4.8 | 12 | 0 |

| RUSHING LEADERS | | | | | | | | RECEIVING LEADERS | | | | | | | |
|-----------------|------------|------|-----|-----|-----|----|----|-------------------|------------|------|----|-----|------|----|----|
| Rk | Player | Team | Att | Yds | Ave | Lg | TD | Rk | Player | Team | No | Yds | Ave | Lg | TD |
| 1 | Gurley II | COW | 130 | 786 | 6.0 | 66 | 5 | 1 | Landry | GEO | 55 | 717 | 13.0 | 54 | 7 |
| 2 | Elliott,E | VV | 170 | 686 | 4.0 | 35 | 6 | 2 | McCaffrey | CHI | 54 | 514 | 9.5 | 24 | 2 |
| 3 | McCoy,L | NJ | 154 | 661 | 4.3 | 40 | 2 | 3 | Witten | SS | 46 | 444 | 9.7 | 36 | 1 |
| 4 | Bell,L | LAK | 171 | 660 | 3.9 | 30 | 2 | 4 | Allen,K | CIN | 43 | 628 | 14.6 | 51 | 5 |
| 5 | Gordon,M | TCT | 147 | 586 | 4.0 | 27 | 4 | 5 | Gronkowski | BRH | 42 | 520 | 12.4 | 44 | 5 |
| 6 | Howard,J | SBE | 124 | 582 | 4.7 | 58 | 2 | 6 | Fitzgerald | COW | 41 | 457 | 11.1 | 43 | 3 |
| 7 | Hunt,K | SEA | 132 | 564 | 4.3 | 21 | 2 | 7 | Cooks | LAK | 40 | 450 | 11.3 | 39 | 4 |
| 8 | Barkley | TOR | 116 | 543 | 4.7 | 37 | 4 | 8 | Baldwin,D | SS | 40 | 591 | 14.8 | 52 | 5 |
| 9 | Collins,A | GEO | 110 | 540 | 4.9 | 55 | 2 | 9 | Bell,L | LAK | 39 | 392 | 10.1 | 50 | 4 |
| 10 | Fournette | BRX | 112 | 498 | 4.4 | 26 | 4 | 10 | Adams,D | AUR | 39 | 664 | 17.0 | 66 | 5 |
| 11 | Crowell | BUD | 107 | 468 | 4.4 | 34 | 3 | 11 | Tate,G | PIC | 38 | 626 | 16.5 | 67 | 8 |
| 12 | Drake | AUR | 87 | 464 | 5.3 | 70 | 1 | 12 | Brown,A | TCT | 37 | 570 | 15.4 | 63 | 4 |
| 13 | Penny | DTL | 91 | 454 | 5.0 | 19 | 0 | 13 | Hopkins,D | BRH | 36 | 589 | 16.4 | 76 | 4 |
| 14 | Michel | GEO | 76 | 408 | 5.4 | 50 | 1 | 14 | Hill,T | TOR | 36 | 640 | 17.8 | 52 | 6 |
| 15 | Lynch,M | ERI | 106 | 408 | 3.8 | 24 | 0 | 15 | Smith-Schu | VV | 36 | 683 | 19.0 | 61 | 7 |
| 16 | Ingram,M | CHI | 91 | 388 | 4.3 | 33 | 4 | 16 | Kearse,J | SS | 36 | 402 | 11.2 | 34 | 6 |
| 17 | Anderson,C | SS | 95 | 375 | 3.9 | 19 | 2 | 17 | Parker,D | LAK | 35 | 405 | 11.6 | 42 | 1 |
| 18 | Lewis,D | STC | 72 | 355 | 4.9 | 34 | 3 | 18 | Sanu | CHP | 34 | 353 | 10.4 | 17 | 0 |
| 19 | Powell,B | ICC | 65 | 349 | 5.4 | 46 | 3 | 19 | Thompson,C | BRX | 33 | 353 | 10.7 | 53 | 2 |
| 20 | Freeman,D | PIC | 75 | 347 | 4.6 | 28 | 2 | 20 | Kamara | CHP | 33 | 320 | 9.7 | 42 | 2 |
| 21 | Chubb,N | YOR | 88 | 336 | 3.8 | 22 | 0 | 21 | Crabtree | SEA | 32 | 437 | 13.7 | 49 | 1 |
| 22 | Henry,D | YOR | 91 | 324 | 3.6 | 17 | 2 | 22 | Thielen | TOR | 32 | 526 | 16.4 | 71 | 6 |
| 23 | Coleman,T | BUF | 65 | 317 | 4.9 | 34 | 2 | 23 | Agholor | CHI | 32 | 330 | 10.3 | 32 | 5 |
| 24 | Stewart,J | BRH | 76 | 316 | 4.2 | 27 | 4 | 24 | Stills | GEO | 32 | 506 | 15.8 | 62 | 7 |
| 25 | Kamara | CHP | 55 | 314 | 5.7 | 25 | 2 | 25 | Green,A | VV | 31 | 437 | 14.1 | 54 | 3 |

| INTERCEPTION LEADERS | | | | | | | | SACK LEADERS | | | | TACKLE LEADERS | | | |
|----------------------|------------|------|----|-----|------|----|----|--------------|------------|------|-----|----------------|-----------|------|-----|
| Rk | Player | Team | No | Yds | Ave | Lg | TD | Rk | Player | Team | No. | Rk | Player | Team | No. |
| 1 | Weddle | TOR | 5 | 74 | 14.8 | 44 | 1 | 1 | Kerrigan | COW | 6 | 1 | Smith,J | TOR | 62 |
| 2 | Slay | TCT | 4 | 20 | 5.0 | 16 | 0 | 2 | Morgan,D | SBE | 6 | 2 | Kuechly | CIN | 61 |
| 3 | Williams,M | STC | 4 | 65 | 16.3 | 35 | 0 | 3 | Jones,C | SS | 6 | 3 | Reid,E | ERI | 57 |
| 4 | Ramsey | TOR | 4 | 28 | 7.0 | 16 | 0 | 4 | Lawrence | CHP | 6 | 4 | Ogletree | ICC | 57 |
| 5 | Grimes | BRH | 3 | 78 | 26.0 | 59 | 0 | 5 | Heyward | CHP | 6 | 5 | Barrett | STC | 55 |
| 6 | Howard,X | PIC | 3 | 36 | 12.0 | 24 | 0 | 6 | Suggs | BRX | 5 | 6 | Jones,D | SBE | 53 |
| 7 | Jackson,J | CHI | 3 | 88 | 29.3 | 47 | 1 | 7 | Donald | BUF | 5 | 7 | Mosley | CHP | 51 |
| 8 | Robertson | CHI | 3 | 49 | 16.3 | 22 | 0 | 8 | Judon | NJ | 5 | 8 | Mingo | SEA | 50 |
| 9 | Bouye | ICC | 3 | 58 | 19.3 | 25 | 1 | 9 | Smith,P | BRX | 5 | 9 | Poole | ERI | 49 |
| 10 | White,T | LAK | 3 | 40 | 13.3 | 40 | 0 | 10 | Houston,L | BUD | 5 | 10 | Thomas,S | SBE | 49 |
| 11 | Robinson,P | SS | 3 | 37 | 12.3 | 24 | 0 | 11 | Campbell,C | BUD | 5 | 11 | Hankins | VV | 49 |
| 12 | Fuller,K | BRX | 3 | 2 | 0.7 | 2 | 0 | 12 | McCoy,G | BRH | 5 | 12 | Ward,D | PIC | 49 |
| 13 | Smith,H | BRX | 2 | 0 | 0.0 | 0 | 0 | 13 | Davenport | AUR | 5 | 13 | Jewell | ICC | 48 |
| 14 | Boston | SS | 2 | 37 | 18.5 | 35 | 0 | 14 | Onwuasor | SBE | 4 | 14 | Judon | NJ | 47 |
| 15 | Mills,J | CHP | 2 | 42 | 21.0 | 42 | 1 | 15 | Clowney | SS | 4 | 15 | Irvin | BUF | 47 |
| 16 | Mosley | CHP | 2 | 13 | 6.5 | 13 | 0 | 16 | Clayborn | NJ | 4 | 16 | Mathieu | DTL | 47 |
| 17 | Trufant | CHP | 2 | 0 | 0.0 | 0 | 0 | 17 | Jones,C | BRX | 4 | 17 | Morgan,D | SBE | 46 |
| 18 | Joseph,J | CHP | 2 | 51 | 25.5 | 51 | 1 | 18 | Peppers | STC | 4 | 18 | Brown,P | AUR | 46 |
| 19 | Reid,E | ERI | 2 | 6 | 3.0 | 6 | 0 | 19 | Jones,N | CHP | 4 | 19 | Clowney | SS | 45 |
| 20 | Burns | BRX | 2 | 39 | 19.5 | 39 | 0 | 20 | Woodyard | ERI | 4 | 20 | Jackson,K | SEA | 45 |

SCORING LEADERS

| Rk | Player | Team | FG | XP | 2Pt | Run | Rec | Int | KR | PR | Fmb | Sf | Tot |
|----|------------|------|----|----|-----|-----|-----|-----|----|----|-----|----|-----|
| 1 | Hauschka | STC | 15 | 12 | 0 | 0 | 0 | 0 | 0 | 0 | 0 | 0 | 57 |
| 2 | Gurley II | COW | 0 | 0 | 0 | 5 | 3 | 0 | 0 | 0 | 0 | 0 | 48 |
| 3 | Smith-Schu | VV | 0 | 0 | 0 | 0 | 7 | 0 | 1 | 0 | 0 | 0 | 48 |
| 4 | Tate,G | PIC | 0 | 0 | 0 | 0 | 8 | 0 | 0 | 0 | 0 | 0 | 48 |
| 5 | Tucker,J | ICC | 10 | 17 | 0 | 0 | 0 | 0 | 0 | 0 | 0 | 0 | 47 |
| 6 | Bryant,M | COW | 9 | 18 | 0 | 0 | 0 | 0 | 0 | 0 | 0 | 0 | 45 |
| 7 | Parkey | BRH | 9 | 18 | 0 | 0 | 0 | 0 | 0 | 0 | 0 | 0 | 45 |
| 8 | Gonzalez | VV | 8 | 18 | 0 | 0 | 0 | 0 | 0 | 0 | 0 | 0 | 42 |
| 9 | Foreman | SS | 0 | 0 | 0 | 7 | 0 | 0 | 0 | 0 | 0 | 0 | 42 |
| 10 | Landry | GEO | 0 | 0 | 0 | 0 | 7 | 0 | 0 | 0 | 0 | 0 | 42 |
| 11 | Stills | GEO | 0 | 0 | 0 | 0 | 7 | 0 | 0 | 0 | 0 | 0 | 42 |
| 12 | Forbath | BUD | 11 | 8 | 0 | 0 | 0 | 0 | 0 | 0 | 0 | 0 | 41 |
| 13 | Catanzaro | BRX | 7 | 20 | 0 | 0 | 0 | 0 | 0 | 0 | 0 | 0 | 41 |
| 14 | Gano | YOR | 7 | 18 | 0 | 0 | 0 | 0 | 0 | 0 | 0 | 0 | 39 |
| 15 | Fournette | BRX | 0 | 0 | 1 | 4 | 2 | 0 | 0 | 0 | 0 | 0 | 38 |
| 16 | Elliott,J | BUF | 11 | 5 | 0 | 0 | 0 | 0 | 0 | 0 | 0 | 0 | 38 |
| 17 | Vinatieri | SS | 7 | 17 | 0 | 0 | 0 | 0 | 0 | 0 | 0 | 0 | 38 |
| 18 | Carlson | TOR | 7 | 17 | 0 | 0 | 0 | 0 | 0 | 0 | 0 | 0 | 38 |
| 19 | Lutz | AUR | 5 | 22 | 0 | 0 | 0 | 0 | 0 | 0 | 0 | 0 | 37 |
| 20 | Bailey,D | CHI | 6 | 19 | 0 | 0 | 0 | 0 | 0 | 0 | 0 | 0 | 37 |
| 21 | Trubisky | TCT | 0 | 0 | 0 | 6 | 0 | 0 | 0 | 0 | 0 | 0 | 36 |
| 22 | Elliott,E | VV | 0 | 0 | 0 | 6 | 0 | 0 | 0 | 0 | 0 | 0 | 36 |
| 23 | Kearse,J | SS | 0 | 0 | 0 | 0 | 6 | 0 | 0 | 0 | 0 | 0 | 36 |
| 24 | Bell,L | LAK | 0 | 0 | 0 | 2 | 4 | 0 | 0 | 0 | 0 | 0 | 36 |
| 25 | Boswell | NJ | 8 | 12 | 0 | 0 | 0 | 0 | 0 | 0 | 0 | 0 | 36 |
| 26 | Hyde,C | DTL | 0 | 0 | 0 | 6 | 0 | 0 | 0 | 0 | 0 | 0 | 36 |
| 27 | Succop | CHP | 9 | 9 | 0 | 0 | 0 | 0 | 0 | 0 | 0 | 0 | 36 |
| 28 | Tavecchio | GEO | 6 | 18 | 0 | 0 | 0 | 0 | 0 | 0 | 0 | 0 | 36 |
| 29 | Thielen | TOR | 0 | 0 | 0 | 0 | 6 | 0 | 0 | 0 | 0 | 0 | 36 |
| 30 | Hill,T | TOR | 0 | 0 | 0 | 0 | 6 | 0 | 0 | 0 | 0 | 0 | 36 |
| 31 | Gostkowski | ERI | 9 | 9 | 0 | 0 | 0 | 0 | 0 | 0 | 0 | 0 | 36 |
| 32 | Zuerlein | PIC | 7 | 14 | 0 | 0 | 0 | 0 | 0 | 0 | 0 | 0 | 35 |
| 33 | Hopkins,D | TCT | 5 | 20 | 0 | 0 | 0 | 0 | 0 | 0 | 0 | 0 | 35 |
| 34 | Lambo | SEA | 7 | 12 | 0 | 0 | 0 | 0 | 0 | 0 | 0 | 0 | 33 |
| 35 | Adams,D | AUR | 0 | 0 | 0 | 0 | 5 | 0 | 0 | 0 | 0 | 0 | 30 |

KICKING LEADERS

| Rk | Player | Team | FGA | FGM | FG% | 40 | 50 | Lg | Pts |
|----|-----------|------|-----|-----|------|----|----|----|-----|
| 1 | Hauschka | STC | 18 | 15 | 83.3 | 6 | 2 | 53 | 57 |
| 2 | Tucker,J | ICC | 13 | 10 | 76.9 | 6 | 3 | 54 | 47 |
| 3 | Bryant,M | COW | 12 | 9 | 75 | 1 | 0 | 44 | 45 |
| 4 | Parkey | BRH | 14 | 9 | 64.3 | 2 | 1 | 55 | 45 |
| 5 | Gonzalez | VV | 9 | 8 | 88.9 | 2 | 0 | 49 | 42 |
| 6 | Catanzaro | BRX | 12 | 7 | 58.3 | 3 | 2 | 57 | 41 |
| 7 | Forbath | BUD | 14 | 11 | 78.6 | 8 | 4 | 54 | 41 |
| 8 | Gano | YOR | 9 | 7 | 77.8 | 2 | 0 | 46 | 39 |
| 9 | Elliott,J | BUF | 17 | 11 | 64.7 | 3 | 3 | 57 | 38 |
| 10 | Vinatieri | SS | 9 | 7 | 77.8 | 3 | 0 | 41 | 38 |
| 11 | Carlson | TOR | 11 | 7 | 63.6 | 4 | 1 | 51 | 38 |
| 12 | Bailey,D | CHI | 12 | 6 | 50 | 3 | 1 | 51 | 37 |

PUNTING LEADERS

| Rk | Player | Team | No | Yards | Tb | 20 | Lg | Bk | Ave |
|----|------------|------|----|-------|----|----|----|----|------|
| 1 | Kaser | BUD | 40 | 1945 | 5 | 14 | 58 | 0 | 48.6 |
| 2 | Lee,A | BUF | 34 | 1641 | 0 | 6 | 64 | 0 | 48.3 |
| 3 | Lechler | STC | 37 | 1785 | 1 | 16 | 62 | 0 | 48.2 |
| 4 | Hekker | COW | 40 | 1922 | 2 | 18 | 61 | 0 | 48.1 |
| 5 | O'Donnell | NJ | 39 | 1854 | 3 | 13 | 63 | 0 | 47.5 |
| 6 | Huber | CHP | 33 | 1565 | 5 | 11 | 57 | 1 | 47.4 |
| 7 | Colquitt,D | SBE | 44 | 2051 | 2 | 12 | 70 | 0 | 46.6 |
| 8 | King,M | TOR | 50 | 2326 | 1 | 20 | 70 | 0 | 46.5 |
| 9 | Jones,D | YOR | 33 | 1522 | 1 | 19 | 55 | 0 | 46.1 |
| 10 | Dickson | ERI | 50 | 2306 | 1 | 23 | 89 | 0 | 46.1 |
| 11 | Martin,S | LAK | 34 | 1519 | 1 | 9 | 55 | 0 | 44.7 |
| 12 | Pinion | ICC | 34 | 1508 | 3 | 13 | 86 | 0 | 44.4 |



AROUND THE



With Spats McChad

NEW YORK – Is civil litigation fraying at fabric of civil society? I think so. It is supposed to do the opposite by holding people accountable for their responsibilities. But instead, rampant civil litigation has given birth to the idea that somebody else is always to blame for one’s misfortune.

It is a childish impulse to deflect blame and place it on others. For the more sophisticated however, such as lawyers and other professional shysters, civil litigation is an opportunity to parlay misfortune into fortune or, in some cases, simply to steal somebody else’s money – legally. There are far too many lawyers in our society with not enough to do. The result is cases like the one being brought against my apparel company, *Fool*.

As a member of the Board of Directors of *Fool*, I was just served personally with a Notice of Claim from a wealthy Californian cat-lover who claims damages against my company for the pain and suffering of her pet cat, Clarice – a rare *Sokoke* breed tabby – who allegedly ingested a bell from one of the tassels of the plaintiff’s fur-felt, three-tasseled *Fool™* jester hat (retail price: \$4,699.95). She is seeking compensation for the cost of the surgery to remove the bell as well as – get this: **\$250 million** in general damages for “emotional distress” and for all of the disorders she is now experiencing – such as insomnia, depression, lack of appetite, fear of bells, nightmares, compulsive eating, mania, and guilt – that stem from that emotional distress. The fact that these disorder claims contradict one another seems to have been lost on the judicial authorities that processed the claim.

Now, as a successful and reputable company, *Fool* has been naturally subjected to numerous lawsuits. I am told these are not uncommon and most get settled or dismissed before trial. We have also launched a few lawsuits of our own; the most successful of which netted the company upwards of \$100 million in copyright infringements on exclusive *Fool* clothing designs by our now defunct competitors, *Idiot* and *Moron*. But this one is much different. The plaintiff, being a woman of considerable means, refuses arbitration and insists on a trial. She is being very public about her complaint and seeks, in addition to obscene sums of money, a public apology by *Fool* to be published in the East and West Coast major dailies and all profits from a year of sales be diverted to the construction and maintenance of a cat shelter in Kenya, where there are apparently thousands of *Sokoke* cats running rampant in Mombassa.

I smell a rat – or maybe a feral *Sokoke*. The woman behind the suit is the infamous (in fashion design circles) **Jackie Kuro** – the half Russian, half Japanese CEO of *No* – a fashion brand launched in Singapore and growing in popularity on the West Coast. **Gabrielle Laurent-Vainluven**, LA Knights correspondent as well as my business partner, friend and former fling, informs me that Kuro is absolutely terrifying and ruthless in fashion circles. Her contacts are saying that she is positioning *No* to launch a new line of clothing called *No Kamono*. ‘Kamono’ means “fool” in Japanese. Clearly, **Jackie Kuro** is *no fool*.

DRINK THE GATORADE

It all happened very quickly and without any public warning. On the Tuesday following the Crusaders’ blowout loss to Aurora, teams of FBI agents accompanied by US Marshals and local police descended on the *Cincinnati Church of the Crusading Jesus* and the training facility of the Cincinnati Crusaders football team. At the same time, across the continent, in the West Elk Mountains of Colorado, SWAT teams swooped down on the so-called *Hotel Armageddon*, a remote commune owned and operated by Menefee’s church and overseen by his Secretary to the Apocalypse, **Jim Bakker**.

Within hours of the simultaneous raids, Federal officials gathered members of the Press together to make an announcement: **Bryan Menefee** and a dozen close associates had been arrested and charged with numerous Federal offences, including Conspiracy to Defraud the Public, Mail and Wire Fraud, Tax Evasion and, most shockingly of all, 53 counts of Conspiracy to Commit Murder. It was, according to Inspector **Brian Hickok** of the US Marshals Service, the murder charges that forced the Service’s hand before their full investigation into the activities of the Church of Crusading Jesus was complete.

“We received information that compelled us to take action pre-emptively to protect the lives of the 53 players on the Cincinnati Crusaders,” Hickok stated solemnly, reading from a prepared statement. “I am not able to share details of the plot publicly at this time, but I can inform you that the FBI and local law enforcement will work tirelessly over the next 24 hours to collect and preserve evidence at the team’s training facility in Paul Brown Stadium and we hope to release the scene in time for team walk-throughs prior to their game against Charleswood this Sunday.”



© ASSOCIATED PRESS

US Marshals escort Reverend **Bryan Menefee** from the Cincinnati Courthouse to a van for transport to a Federal jail following an FBI raid on the *Church of the Crusading Jesus*. Menefee stands indicted with dozens of offences, including 53 counts of attempt murder of his team.

recently been hired and had missed the team's trip to Aurora, spoke on behalf of the Crusaders' franchise at the Press Conference:

"It...it...looks like I will be the interim coach," stammered a clearly nervous **Cham Chadwick**, a vegan ironman hired to develop "drug-free" endurance and strength in the players, due to the religious prohibitions of the *Church of the Crusading Jesus* against performance-enhancing drugs of any kind. "At least until...somebody comes to take over...which I hope will be very soon."

Details of the murder plot, while not able to be publicly confirmed by officials, started to trickle out immediately through anonymous sources. Three coolers of Gatorade had been seized and sealed by forensic specialists at the team's training facility. Speculation about an Instagram post from Reverend Menefee after the loss to Aurora that read: 'Ultimate Victory Awaits in Heaven' took on a new, sinister interpretation when it became known that Menefee had called a special all-players meeting prior to scheduled film-viewing on Tuesday, to take "Communion." A local police source, speaking on condition of anonymity, hinted at a having averted a terrible tragedy that "would have made Jonestown look like a Sunday picnic."

Head coach, **Tim Tebow**, had apparently resigned after the Aurora game but had not made the announcement public prior to the mass arrests. According to sources close to Tebow, the league's most prominent Christian athlete had resisted Bryan's pleas to lead a prayer meeting on Tuesday during which the team would "make its peace with God and Jesus, Our Saviour." Tebow had apparently told Menefee that "God helps those who help themselves" and that the Crusaders' faith-based approach to play design was "messed up, man."

Other tidbits of information trickled in over the days leading up to the Crusaders' Week Seven match-up against Charleswood. Menefee had been selling timeshares in *Hotel Armageddon* to worshippers and subscribers to his weekly TV show, *21st Century Crusaders* at a rate that exceeded the real capacity of the complex. 'Virtual tours' via the Internet showcased luxury, bismuth-lined log cabins with deep fallout shelters, fully-stocked with a 20-year supply of freeze-dried food for a family of five. The 'Crusader Community Building' – a large hotel-like structure with workout facilities, a movie theatre, church and a gym – was situated in the center of the complex and connected to the cabins by deep bomb-resistant tunnels.

Purchasers were encouraged to try out their timeshares prior to Armageddon, however booking vacation times proved to be nearly impossible. E-mails and calls were not returned promptly, if at all. When they were, the requestor's timeshare was invariably booked by another worshipper. Eventually it dawned on a few that, in the event of an actual Armageddon, sharing a timeshare with dozens of other families would pose a life-and-death problem.

There was more. Attempts to get *Hotel Armageddon* classified as a charity and, therefore, tax exempt had been rejected. Menefee was in tax trouble and purchasing the Crusaders was one way of gaining tax write-offs. He was also a silent partner in the charity casino 'Wing 'n a Prayer' – but apparently very few of the funds went to the Christian charities on the beneficiary list. The faithful of the *Church of the Crusading Jesus* were a source of millions, but Menefee needed hundreds of millions just to stay afloat.

The predominant theory heading into Week 7 is that Menefee, severely in debt, despondent about losing and secretly loathing the team he had purchased, had decided to rid himself of the team, fake his death, and escape to a special, super-secret underground bunker with a few of his select inner circle. But unbeknownst to him, the complaints that had been raining in to the authorities about *Hotel Armageddon* had resulted in an FBI undercover operation that had exposed many of the inner-workings of his organization and had discovered the "special Gatorade" in its preparatory phase. The discovery of the Gatorade had forced authorities to act.

In the middle of all this, the players had a game to prepare for. **Cham Chadwick** and a few locker room attendants were the only employees left. They did their best to get the players prepared, but with no experience and without a playbook that provided more than Bible verses and homilies, it was impossible to put a game plan together (although the meal-plan he put together was healthy and tasted good too). The players themselves were in a state of semi-shock. Many of them had become indoctrinated in the ‘Crusader Faith’ and were upset that their leader had been taken from them.

With the team in a state of crisis, the EFL intervened. First, they secured a District Court Order to suspend the seizure of the team and allow them to finish the season. Second, they hired a makeshift coaching staff that would be overseen by one of co-Chairs of *The Committee of 13* himself, **Yorrgo Kaldis**. Third, they hired a team of psychiatrists and therapists to deprogram the players and help them deal with the trauma of having been forced to play 6 games without a proper playbook and having had their coach try to kill them.

The difference on the field was immediately apparent to the 15,000 fans in attendance. The Crusaders lined up in familiar formations and ran standard plays and discovered, to everyone’s surprise, that they were pretty good at it. A steady rain slowed things down, but by half time the Crusaders enjoyed a 13-3 lead on the strength of a stubborn defence and two touchdowns by **Kirk Cousins** – one through the air and the other on a 19-yard scramble.

The half time prayer service, a staple of the Menefee era designed to “restore faith” for the 2nd half, was cancelled. Instead, the coaching staff went over aerial photos with the players and made adjustments to the game plan. A confident Cincinnati team took the field to clash with a Patriots’ team desperate to not be the first team to fall to the lowly Crusaders. But these were not the same confused, demoralized and zombified Crusaders of the first 6 weeks. This was a team quickly building long-lost confidence in front of the eyes of a nation.

The proud and capable Pats’ defence gave Cousins and his offence precious little room to manoeuvre in shutting them out in the second half. But Cousins did not panic or try to force the play. He and the offence did their jobs, for the most part, by avoiding three-and-outs and giving their defence time to rest. The defence, inspired by possibility of a win, played with determination. They held off **Blake Bortles** and co., limiting the Pats to a 5-yard TD scramble by Bortles and a late **Ryan Succop** field goal attempt that, to the delirium of the home crowd, he missed from 49 yards away.

The final series witnessed the dead last-rated Crusaders’ defence cause 4 straight incomplete passes, not allowing the Pats to move one foot forward from their starting field position at their own 15. Truth be told, Bortles caused half of those, but no Patriot was wide open in the secondary and there was just enough pressure to keep the Pats’ QB uncomfortable.

When the final gun sounded the scoreboard read Cincinnati 13, Charleswood 10. Tragedy had momentarily turned to triumph. The players, fans and even the local sports announcers celebrated. The last thing on their minds, in the midst of the celebrations, was what the future would hold for a team without a coach, owned by an accused felon.

THE THRILL OF IT ALL

The Georgia Gladiators pulled off another thrilling finish, turning the tables on apparent defeat with another last-ditch, **Ben Roethlisberger** game-winning touchdown pass to sprint past Virden, 24-21. It was the third time this season that **Big Ben** had defied the natural order of the game with an amazing, bordering-on-miraculous, throw inside the game’s final minute of play. Their cross-conference victims will not soon forget the pain of letting this one get away.

The fourth quarter of this game has to be in the running for the league’s most exciting final frame this season. Especially when contrasted with the dreariness of the first three quarters. For 45 minutes these teams ducked and feinted, avoiding contact like a couple of savvy boxers probing for weaknesses. Virden had scored the only touchdown – the product of relentless pounding by **Ezekiel Elliott** finally loosening up the Georgia defence enough to allow back-up tight end **David Morgan** to sneak free for an 8-yard TD pass from **Derek Carr**. The Glads got on the board with 0:21 left in the first half, after a third-down sack of Big Ben by **Melvin Ingram** prompted Georgia to settle for a 24-yard **Giorgio Tavecchio** field goal.

The tension built up slowly as both offences jockeyed for position. The bubble burst in the Glads’ face first, in the final minute of the 3rd quarter, when **Kendall Fuller** jumped a route intended for **Jarvis Landry** and intercepted **Big Ben**, bringing the ball back across mid-field to the Georgia 49. Carr promptly completed an 18-yard pass to **Juju Smith-Schuster** and from there it was all downhill with Elliott. He carried the ball five straight times to cover the remaining distance to the end zone, making it 14-3 for Virden on a 3-yard run off tackle.

The two-score lead produced no panic on the Georgia side. Instead it seemed to have a pacifying effect on the Glads’ leader. With time and distance now a factor, it simplified the game. **Big Ben** had been quoted more than once in the past enthusing about the simplicity of “playing pitch-and-catch” with his receivers. Now, he could focus on passing and not worry about things like handoffs, that forced him to pivot uncomfortably and weren’t any fun at all for the quarterback.

The simple joy of looking for and throwing to open receivers while defenders hung like fruit on his huge frame paid off quickly. Big Ben completed 4 of 5 for 62 yards, the last one a 20-yard cross to **Kenny Stills** for a touchdown, to cover 79 yards in slightly more than 3 minutes to narrow the Virden lead to 14-10.

The Violators had no answer for that score and were forced to punt after losing two yards in three snaps. An excited and grinning Roethlisberger took over at the Glads’ own 45. On the first play of the drive, after more than 7 seconds in the pocket, he checked down to a wide-open **Alex Collins**, who turned the open space into a 43-yard play to the Virden 12. Two plays later, **Big Ben** flipped a short hitch to Landry from 6-yard outs for the go-ahead score with 5:41 left in regulation.

It was now Virden's turn. They turned once more to Elliott to soften up the Georgia defence. After 14 yards gained on 5 straight carries, Carr slung a dart to a double-covered Smith-Schuster racing down the seam. The pass split the defenders and led the receiver perfectly. With a full head of steam, Smith-Schuster simply outran the coverage to the end zone for a 61-yard TD pass play. With 2:27 left, Virden had regained the lead, 21-17.

Georgia took over at their 23 with all three of their timeouts remaining. The crowd was energized and **Big Ben** appeared calm. But a couple of run play calls on 2nd and 3rd down seemed to irritate him, even though Collins managed to gain the 1st down on 3rd & 1. With a look of determination, Big Ben completed an 11-yard slant to Stills for a 1st down then set up a 3rd & 2 with an 8-yard pass to Landry. Collins got 10-yards on a draw to convert the first down at the Virden 31, forcing the Glads to call timeout with 0:35 left. **Big Ben** shook his head as he went to the sideline to confer with Coach **Dave Birdsall**. He gestured toward the Virden secondary. The Violators had, however, flooded the field with 6 defensive backs on that last play. After the timeout, they added a seventh.

Three times Roethlisberger dropped back and three times all of his receivers were covered. All he had to show for his trouble was a 3-yard check down to the Virden 28. That brought up 4th & 7 with 12 seconds remaining in the game – the type of do-or-die situation the Georgia quarterback seemed to relish. He took the snap from the shotgun and surveyed the field. White jerseys were everywhere. Instinctively, knowing he had a timeout in his pocket, he checked down to tight end **Jesse James**. But James was not at the first down marker. Safety, **Andrew Sendejo** appeared to have him lined up and came at him like a bull. A short step to the side was all it took to make him miss and James suddenly found himself with a wide-open field of green in front of him. Unfortunately, James was not the fastest Gladiator and the clock was ticking down....7...6...5...4...

...James chugged down the field, turning inward then angling toward the sideline as Violator DBs converged. 3...2...1...**Malik Hooker** had the best shot at James and appeared poised to corral him inside the five-yard line...0! Time was up! Hooker braced for the impact but James leaped higher than anyone thought he could, hurtling over the sprawling defender and across the goal line for an amazing 28-yard catch-and-run. The fans in Georgia Stadium leaped to their feet and roared in triumph. **Big Ben** leaped with them, bouncing and hopping headlong down the field to maul James with the rest of his teammates.

"This is the way football should be!" He chortled to reporters after the game. "The thrill of it all is why I play!"

AROUND THE EFL

No other Week Seven offerings came close to generating this type of excitement. But there were a few important games:

At 'The Fortress' in Bruxelles, coach **Darrin Jones'** bid to slowly conquer the league like a creeping vine suffered a setback at the hands of a revitalized **Leonard Fournette** and a sharp-shooting **Marcus Mariota**, who both showed the better sides of their game in a 28-7 dispatching of the North Stars. Mariota followed up an encouraging effort against the Knights the week before with 2 TD passes and no interceptions while Fournette was a bull in the run game, recording his best numbers of the season with 139 yards on 20 carries and 2 TDs. I would remiss if I failed to mention defensive end **Chris Jones**, who had a sack and notched 10 tackles in helping his squad to hold Budapest to 10 first downs and 184 yards total offence. While this is good news all-around for **Ken Main's** crew, it was concerning to see **Tyrod Taylor** limited to just 17 pass attempts in a game his team trailed from the outset. Yes, the offensive line was missing two important pieces in addition to being undermanned, with no back-ups dressed, but if the coach does not feel he can put the game in the hands of his quarterback when his team is trailing by two touchdowns, that says it all.

At Thermopylae Stadium in Pickering, the Spartans continued their odd recovery by sneaking past the Wrecking Balls, 17-13 on a 4th quarter pick-six by **Telvin Smith**. Odd, because it marked the second straight game the Spartans won a game with 17 points and the decisive blow coming on an interception returned for a touchdown. Five weeks into the season the Pickering defence had given up more yards than any other team – yes, more yards than Cincinnati. But against a strong offence in Sebastian and an underperforming, but talented New Jersey squad, Pickering's back-11 showed resilience and gusto in holding them both down and scoring. The offence, however, remains a herky-jerky basket case. The win means that Pickering can now sniff the rear ends of Budapest and Brooklin in the race for the top of the Coastal Division and coach **Gus Konstantakos** can be taken off suicide watch.

Following another team turning its fortunes around, at Jurassic Park in Durham the visiting Convicts reeled off their third straight victory with a 30-14 shanking of the Thunder Lizards. This game might have turned out differently if not for a complete meltdown by **Cam Newton** in the 2nd half and a breakdown in discipline on the sideline that saw **Josh Allen** put himself into the game at a critical juncture and throw an interception that led to Chino's second TD. Newton turned the ball over on three of his team's first four possessions of the 2nd half – twice by interception and once by lost fumble – to let Chino back into a game they had once trailed 14-6. In all, he threw 5 picks and fumbled once, while Allen added another for a total of 7 turnovers. For Cam, it was not the kind of performance that would have given his former coach, **Rob Nazar**, second thoughts about going with **Dak Prescott**.

At 'The Fish Tank' in Sebastian, the Swordfish offence stayed turnover-free in a 31-14 smack down of the Cubs. The Sebastian run game rose to prominence in this one, churning out 172 yards and 2 TDs on 40 carries to provide cover for **Drew Brees** against the loaded Cubs' secondary. Brees still managed to throw for 189 yards and 2 TD passes, While the Swordfish looked every bit like the contender we think they are, the Cubs looked anything but. The offence is in trouble.

And finally, although it won't mean much 8 weeks from now, the Blue Eagles joined the Crusaders in celebrating their first win of the season after downing the low-flying Pilots, 21-10. There will be no winless teams in 2018. Running back **Jordan Howard** kept the chains moving while linebacker, **Patrick Onwuasor** was a standout on defence, with 2 sacks and 2 forced fumbles, one of them leading to a 20-yard fumble return TD by teammate **Deion Jones** to put the game on ice.

BUG THE BOOKIE!

JIMMY THE GEEK GIVES YOU HIS PICKS FOR WEEK EIGHT EFL ACTION

Your source for fantasy and on-line betting solutions



RECORD VS THE SPREAD AFTER WEEK 7:

48-37-1

Jimmy's WEEK EIGHT PICKS

BRUXELLES @ TWIN CITIES (line – BOMBERS by 2)

INJURIES: **Bruxelles** – Anthony Walker Jr (PROBABLE), Kyle Long (OUT), Dede Westbrook (OUT), Emmanuel Sanders (OUT), Mitch Morse (OUT), Chris Conley (OUT), Jason Verrett (IR); **Twin Cities** – Carson Palmer (OUT), Mitch Trubisky (OUT), Joe Thomas (OUT).

The Bombers are back in form and alive in the race for the East Division. They can stay that way if they can hand the Triumph their third loss in a row. Luckily for the visitors, they will catch the home team at a low ebb. CJ Beathard is preparing for his first pro start, with both Carson Palmer and Mitch Trubisky out of action. The Triumph will need a standout performance from their no.1-ranked defence to stand a chance. They will also need a good ground game against a Bruxelles defence ranked third in efficiency against the pass, but dead last in rushing yards allowed. The Bombers will need to be patient and trust that the field position game will ultimately favour their cause. This will be a tight, low-scoring contest with Marcus Mariota, in the end, outlasting his rookie counterpart. **PICK: BRUXELLES**

VIRDEN @ BUFFALO (line – VIOLATORS by 1)

INJURIES: **Virden** – Shane Ray (OUT), Ja'Wuan James (OUT), Noah Spence (OUT), John Kuhn (OUT), Eric Berry (OUT), Marshall Yanda (OUT), Neville Hewitt (OUT); **Buffalo** – Jay Ajayi (DOUBTFUL), DJ Fluker (OUT), Jordan Hicks (OUT), Jaquiski Tartt (OUT).

The Derailers have scored 7 offensive touchdowns in 7 games. Their defence chipped in a fumble recovery for the other TD. The offence is struggling to score with a rookie QB at the helm and that is putting pressure on the defence to deliver. Aaron Donald is the best lineman in football and he leads the most ferocious pass rush, on paper, in the league. But even the best cannot stand up if they spend too long the field. The Violators are coming off a gut-wrenching loss to Georgia and desperately need a win to keep pace with the trio chasing a vulnerable Triumph squad in the Central. They will want to pound the Buffalo defensive line, both to tire them out and to blunt the pass rush. Ezekiel Elliott is the right man for the job. If he does his job, Derek Carr likes his match-ups in play-action. **PICK: VIRDEN**

ST. CHARLES @ ERIEAU (line – Pick' Em)

INJURIES: **St. Charles** – Will Hernandez (QUESTIONABLE), Nick Kwiatkowski (QUESTIONABLE), Tyler Decker (OUT); **Erieau** – Corey Graham (OUT).

The Cadillac are not very good at anything and bad at a lot. Yet, they are still very much in the race in the Central Division due to the capricious bounce of the oblong spheroid on any given Sunday. The Chargers are, similarly, not known for any particular quality apart from the most important one: Winning. When two teams without a definable strength collide, it really is anybody's game. And by that, I mean individuals. As unlikely as it sounds, Matt Stafford could step up here; or Marshawn Lynch. On a less humorous note, Carson Wentz or Michael Thomas could take control. Most likely, however, somebody on the defence will come out of nowhere and wreak havoc on the other team's plan. I am guessing that a supportive home crowd at Kelly Burke Field will make a difference. **PICK: ERIEAU**

CHARLESWOOD @ NEW JERSEY (line – WRECKING BALLS by 4)

INJURIES: **Charleswood** – Zay Jones (QUESTIONABLE), Deshaun Watson (OUT), Marcus Gilbert (OUT), Jamie Collins (OUT), Marcus Cannon (OUT); **New Jersey** – Demar Dotson (OUT), Kentrell Brice (OUT), Jeremy Kerley (OUT).

Losing to the Crusaders is no confidence booster, so the already apprehensive Pats will be arriving at Stone Pony Shore with the swagger of a first-time supply teacher in the hood. But should they be afraid of the Wrecking Balls? Maybe...or maybe not. The team that annually renews itself with a goal to succeed is improved over last year, but that was practically a given coming off one-win futility. There is evidence of a contender in the Swamps of Jersey that has not yet figured out how to put all the pieces together on Sunday. While it is true that there is no true no.1 wide receiver on the roster, the offence should still be scoring more points than the 17-per-game pace it is managing now. Third down efficiency has been substandard and, while the 4th down conversion rate is better, failure on 4th down is like

a turnover. But the Pats are hobbling on offence as well, giving Jersey time to figure things out this week. **PICK: NEW JERSEY**

LOS ANGELES @ SEATTLE (line – PILOTS by 7)

INJURIES: Los Angeles – David Bakhtiari (OUT), Vernon Hargreaves III (OUT), Bryan Bulaga (OUT), Terrance West (OUT), Weston Richburg (OUT); Seattle – Josh Sitton (QUESTIONABLE), Olivier Vernon (OUT).

After a promising start to the season, the Pilots are starting to slide into the murky, stagnant loser pool they have been wading in since they arrived in Seattle. Losing by 11 points at home to a team led by Brett Hundley is cause for grave concern, especially when the refs are trying to give you the game. The defence spent too much time on the field last week and the offence simply failed to execute under the erratic hand of Eli Manning. The Knights, conversely, looked much better than expected without Le'Veon Bell in the line-up in their loss to Cowtown. For Andy Dalton, it was a win for his confidence. With Bell back in the line-up, the Knights will find it a much easier go here. Expect LA to stand up and make a statement of pride, if that is possible when 1-6 teams collide. **PICK: LOS ANGELES**

COWTOWN @ DURHAM (line – CORN KINGS by 5)

INJURIES: Cowtown – Jimmy Garoppolo (OUT), Ronald Darby (OUT), Patrick Omoreh (OUT); Durham – Laurent Duvernay-Tardif (DOUBTFUL), Richard Sherman (OUT);

Inconsistency is proving to be the hallmark of the Cam Newton Era in Durham so far. That should come as no surprise, because inconsistency was the rub against him in Chino. What this means for prognosticators like myself is that handicapping and predicting a game involving Cam Newton is difficult. It becomes next to impossible when his opponent is the recently erratic Joe Flacco. On paper, the Corn Kings have most of the advantages and are, for the most part, playing up to their strengths. But increasingly frequent “Flacco fits,” the kind that got him benched for Jimmy Garoppolo, lob wrenches into the dynamic of any game he is a part of. Todd Gurley II is earning his pay keeping the offence afloat. If Cam comes to play, however, questions of Flacco will become moot. **PICK: DURHAM**

SCARBOROUGH @ SEBASTIAN (line – SWORDFISH by 15)

INJURIES: Scarborough – Brock Osweiler (PROBABLE), Aaron Rodgers (OUT), Earl Watford (OUT), Cordy Glenn (OUT), TJ Yeldon (OUT), Dont'a Hightower (OUT); Sebastian – Donald Penn (OUT), Aaron Lynch (OUT), Shawn Lauvao (OUT), D'Onta Foreman (OUT), Arik Armstead (OUT), Darren Sproles (OUT).

Fate took pity on the Blue Eagles and arranged for a victory over Seattle last week to snap their pitiable losing streak. The win was a welcome, albeit temporary break from the beatings set to resume this week against the Swordfish. The double-digit line is well within reason here as the Scarborough offence offers no viable threat to the Sebastian defence, even with Brock Osweiler listed as ‘probable’ to return to action. The coach may look at a more mobile Brett Hundley coming off a win and see him as the better option anyway. The Eagles’ secondary is capable of mounting resistance against an overly aggressive Drew Brees, but the Swordfish offence is diverse enough to mount a balanced attack and keep its opponent off balance. Add in the Fish’s characteristic 4th down aggression and this game could well be decided before the first half is over. **PICK: SEBASTIAN**

BUDAPEST @ AURORA (line – NORTH STARS by 2)

INJURIES: Budapest – TJ Lang (OUT), Martellus Bennett (OUT), Jamize Olawale (OUT), Jason Peters (OUT), Jordan Reed (OUT); Aurora – None.

This game is a litmus test for both teams – a possible early indicator of where both are going in 2018. The North Stars’ loss to Bruxelles last week was a rude reversal for the team that went into Week Seven listed at no.1 in the power rankings. It demonstrated that parity and the Tyrod Taylor effect has imposed limits on Darrin Jones’ ability to minimize his weaknesses and maximize his strengths through sound game-planning. The Mustangs, on the other hand, have had an easy ride since doing a faceplant in Cowtown three weeks ago. They have made the most of it by scoring over 40 points in each of their last two games. But the echoes of those big scores will be soon drowned out by the grunts and growls of intense trench warfare as they go up against one of the league’s top-rated defences. Yards and points will not come easily for the home team this week. Fortunately for them, the same can be said for the other side. **PICK: AURORA**

BROOKLIN @ GEORGIA (line – HAWKS by 1)

INJURIES: Brooklin – Janoris Jenkins (OUT); Georgia – Will Fuller V (OUT), Taven Bryan (OUT).

The Hawks are blisteringly hot coming off their 4th straight victory and are now back in the hunt in the pressure-cooker Coastal Division. In order to keep pace, they cannot afford to drop many more games, especially to weaker South division opponents. The Glads rebounded from a mistake-filled Week 6 loss to Toronto to steal a victory against the Violators last week on a check-down pass for a TD with no time left in regulation. It was the third game-winning touchdown pass in the game’s final minute for Georgia this season. Taken together, they are a cumulative 51 seconds and 3 wing-and-a-prayer Big Ben throws away from being 2-5 instead of 5-2. So, despite the Glads’ better record, the Hawks are fundamentally the better team, with more than sufficient firepower to stay more than one score ahead

of Big Ben and his golden 4th quarter arm. Expect them to come out guns blazing and take no prisoners. **PICK: BROOKLIN**

CINCINNATI @ PICKERING (line – SPARTANS by 6)

INJURIES: Cincinnati – Chris Ivory (OUT), Joe Haden (OUT); **Pickering** – Ronald Leary (OUT), Dion Jordan (OUT).

It did not take long for new management to rectify the situation in Cincinnati and snatch the team its first win last week. The other team made more mistakes. But while the Crusaders will be playing a little looser, without the pressure of a maniac and a goose egg in the ‘W’ column weighing on them, they still face a difficult challenge on the road against a gritty Spartans teams that is starting to find ways to win instead of lose. Two defensive touchdowns in their last two wins have bolstered an offence that moves the ball well between the 20s but falters in the red zone. Counting on pick-sixes to save the day is not a viable long-term strategy, however. Philip Rivers has to step up and lead the offence they way he did for Carthage in its run to the Final in 2014. To do this, the play action pass will have to be more convincing and that will only happen with a commitment to the run we haven’t seen since Week One. **PICK: PICKERING**

TORONTO @ YORK (line – WOLVERINES by 1)

INJURIES: Toronto – Danny Trevathan (PROBABLE), Zach Vigil (OUT), Ryan Griffin (OUT); **York** – Lawrence Timmons (OUT), Denzelle Goode (OUT);

For those readers still baffled by Toronto’s success, look no further than a +10 turnover differential and an opponents’ combined passer rating of 43.3 for two big pieces of the puzzle. Hiding Jay Cutler is another critical, but less obvious factor. Of Cutler’s 12 TD passes, 7 are ambushes from more than 20 yards out, while 4 of his 6 picks occurred in one game. The Wolverines are getting the most out of their assets and have yet to suffer a loss due to their liabilities. Expect that to change this week against one of the league’s best QBs, who is currently at the top of his game. That does not necessarily mean that Tom Brady needs to throw for over 300 yards; all he needs is to be efficient, make no critical mistakes, and allow his trio of running backs to wear down the Toronto line. For Toronto, hiding Cutler will not be possible as the Swords have both phases covered on defence and a balanced attack will be required. **PICK: YORK**

CHINO @ IOWA CITY (line – CONVICTS by 1)

INJURIES: Chino – Ali Marpet (OUT), Spencer Long (OUT), Ryan Kalil (OUT); **Iowa City** – None.

Fans bamboozled by the Convicts’ 7-turnover domination of Durham and stunned by the Cubs’ lack of fight at the Fish Tank last week are fueling a line that has moved a full two points, from +1 to -1, to the Convicts’ side. But recent history tells a different story. The Cubs have won six straight over their hated rival and seem to be in their heads. Prior to the start of the season, it looked like a given that the Cubs had the advantage over the rest of the field in the West. Seven weeks into 2018, that assumption is being cast in doubt. The Chino offence is deceptively dangerous with the addition of Mark Ingram and the execution of a varied, well-directed passing attack led by Dak Prescott. The Cubs have the edge defensively, but their offence is stuck in second gear and overly dependent on Russell Wilson. The Convicts’ defence is average and will cede territory, but the Cubs’ defence stopping Prescott will be the key. **PICK: CHINO**



CHANNEL
ANCIENT HISTORY
CHANNEL
PRESENTS
This Week in EFL History
With Professor Sterling Smitherman

FROM THE EFL ARCHIVES – The acclaimed main match-up in Week Seven of the 2012 EFL Season was the battle between East Division leader, Virden and South Division leader, Scarborough. After a see-saw struggle that saw Virden take a 20-19 lead with 1:29 left on a 2-yard TD run by the geriatric LaDainian Tomlinson, the Eagles took over at their 24 needing any kind of score to win. My, how times have changed! The 2012 version of *Aaron Rodgers* guided his team steadily and efficiently up the field, finishing his push at the Virden 30. *Sebastian Janikowski*

came on and kicked a late-breaking 48-yard field goal for the 22-20 win. York won their game against Markham to move one game in front of the Violators as a result of this loss.

There was not much more going on of grave importance in Week 7, although two expansion teams, the Commonwealth Colonials and the Twin Cities Triumph, put on an impressive display of football, considering their deprivations in talent. The Colonials were pushed into OT by the plucky Triumph, but won the toss and drove for a game-winning field goal to win 27-24. That was in the days before the rules said that both teams had to “possess” the ball in OT. The Colonials were tied with Virden in the East after this game, but few fans took their bid for a title seriously.

The defending Champion Knights’ struggles continued. *Matt Ryan* and the Garland offence piled up 400 yards of offence and 22 1st downs on their way to a 20-17 win over LA in OT. The Mustangs hoped for their 1st playoff berth in 2012 but trailed the Blue Eagles by 3 games in the South.

Drew Brees threw his mandatory 4 TD passes in Death Valley’s 38-14 shellacking of Sebastian, maintaining his record-setting pace with 32 so far on the year.