

2017



WEEK

7



EFL

ELITE FOOTBALL LEAGUE

2017



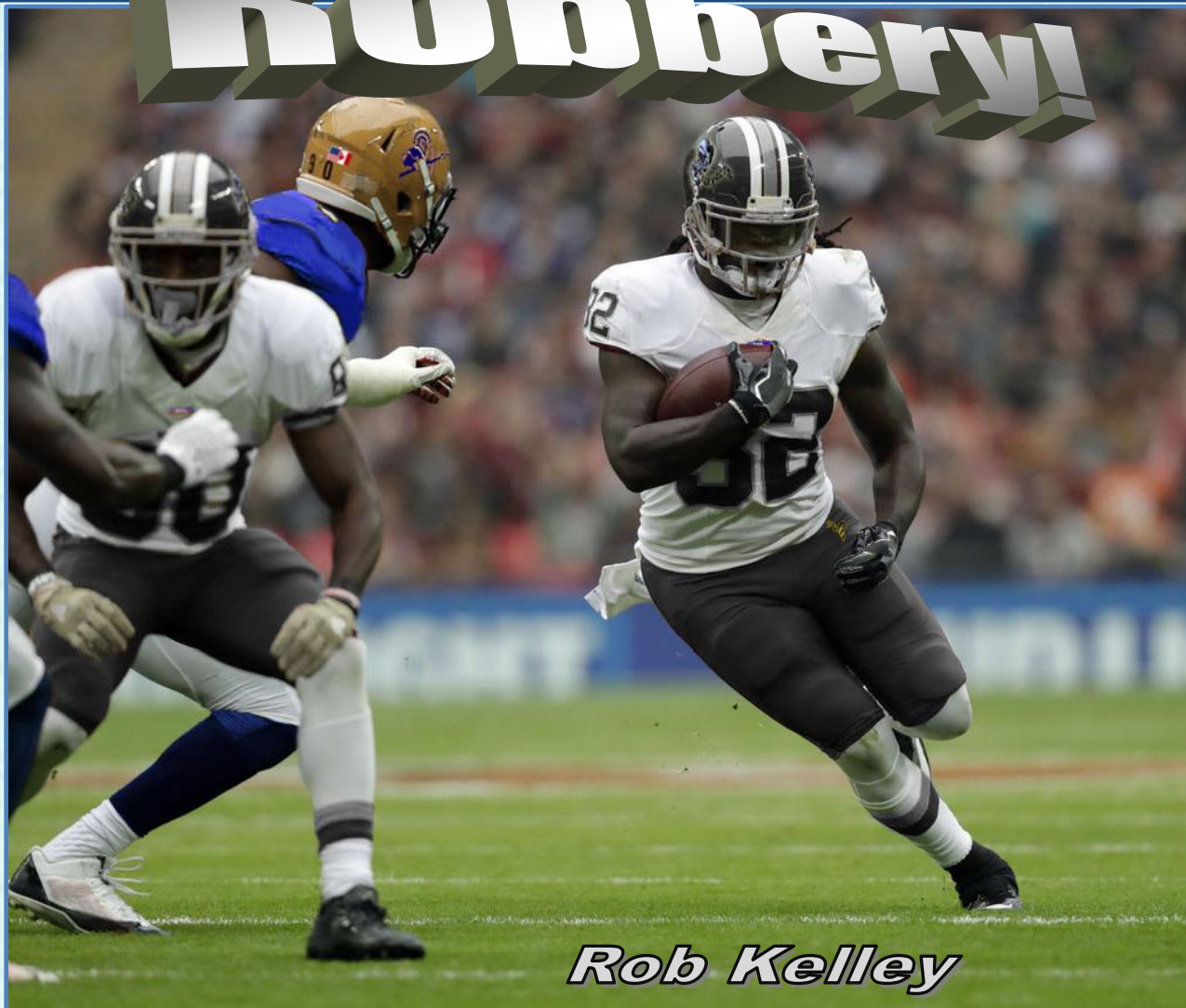
WEEK

7

In our 11th season and still going strong!

November 26, 2017

Robbery!



Rob Kelley

Chino running back, **Rob Kelley**, skirts around the end on his way to a 21-yard touchdown run in 2nd quarter action in Pickering. Kelly rushed for 117 yards and scored two TDs to emerge as an integral part of a well-rounded Convict attack that ate up the clock and put enough points on the board to prevail 30-28 over the home town Spartans.

EAST



CENTRAL



WEST



NORTH



COASTAL



SOUTH



*Who was slick
in Week Seven?*

**"Brylcreem" THE
EFL'S FIRST SPONSOR**



Jay Ajayi
RB
Mohave
Hellfire

30 carries, 211 yards, 1 TD. Monster day to help lift Hellfire over the Regs.



Yannick Ngakoue
DE
St. Charles
Chargers

4 T, 1 Sack, 3 PDs, 1 FF, 1 INT (22yds). Had game-saving INT in 4th.



OFFENSIVE PLAY OF THE WEEK

4th Qtr, 13:19 left, **Kenyan Drake** (AUR) returns a KO 99-yards for a TD to spark Mustang comeback.



GAME CENTER 2017 Week Seven

GAME BLITZ!

By Chris Sherman



DEFENSIVE PLAY OF THE WEEK

4th Qtr, 9:52 left, **Yannick Ngakoue** (STC) picks off **Big Ben** (GEO) to stop threat and set-up big

| | | |
|--|-----------|---|
|  | 45 | Matt Ryan and Alex Smith traded TD passes on their first series then the teams traded two rushing TDs each, with Dan Carpenter's two 1 st half FGs making the difference as the Hawks established a 27-21 lead. A missed onside kick by Aurora set up a 14-yard TD pass to Rob Gronkowski to make it 34-24 Hawks, but Kenyan Drake's 99-yard KO return and 5-yard TD run turned the tables in 4 th . |
|  | 34 | |
|  | 7 | Reggie Nelson's first pick of 2017 set up the Chargers in the Georgia red zone and they converted with a Dalvin Cook 6-yard TD. The Chargers extended their lead to 13-0 by capping a 75-yard drive with a 6-yard dump-off TD to Darren Sproles. A strip sack by Vic Beasley set up a Georgia TD in the 3 rd , but DE Yannick Ngakoue held off the Glads in the 4 th with an INT and a 15-yard sack. |
|  | 16 | |
|  | 24 | Down 27-24 at their 20 with no TOs and 0:34 left in the 4 th , the Regulators drove into FG range but could not get the kick off in time as the Hellfire hung on. Jay Ajayi set up Mohave's opening TD with a 53-yard run and it set the tone for 300 yards on the ground for Mohave. The Regs responded with 369 passing yards but held the ball for only 20 mins, leading to a tired D that missed 12 tackles. |
|  | 27 | |
|  | 6 | After forcing a Bomber 3-and-out to start the game, Toronto scored first with a FG. After that it was all Bruxelles. Marcus Mariota scrambled twice for 26 yards, fumbling and recovering it, to set up his own 1-yard TD run make it 7-3. A 31-yard pass to Emmanuel Sanders set up a 2-yard TD pass to make it 14-3 then a 30-yard TD pass to Terrelle Pryor Sr to start the 3 rd signalled the rout was on. |
|  | 31 | |
|  | 20 | Jameis Winston hit Doug Baldwin on the first Swordfish pass of the day for a 60-yard TD as they built up a 10-0 lead. The Triumph threatened in the 3 rd but Carson Palmer was picked off in the red zone. A Fish turnover on downs set up a 55-yard dump-off TD to James White to make it 10-6. But a failed 4 th down convert by TC at their 37 turned into an Odell Beckham TD to ice it with 1:54 left. |
|  | 6 | |
|  | 14 | Mike Evans broke a tense scoreless standoff with a 24-yard catch-and-run for a TD to give the Corn Kings a 7-0 lead in the 2 nd quarter. Ryan Succop missed a 58-yard FG attempt as time expired in the 1 st half. The Pats settled for a FG to cap their best drive of the day in the 3 rd . It stayed 7-3 until Flacco hit on a 3 rd & 2 cross to Evans from 25 yards out for a TD to clinch the win with 2:14 left. |
|  | 3 | |
|  | 17 | The Violator offence struggled while the Blue Eagles zipped down the field. But only the Violators found the end zone, with Derek Carr hitting Amari Cooper for a 47-yard TD pass on 3 rd & 9 in the 1 st and Ezekiel Elliott finishing off a penalty-assisted drive with a TD run in the 2 nd for a 14-3 half time lead. Scarborough controlled the play in the 2 nd half, but settled for FGs on 3 drives inside the Virden 20. |
|  | 12 | |
|  | 3 | Durham LB Thomas Davis kicked off a big day by intercepting Matt Stafford on the game's first drive to set up a Durham FG. The Cadillac offence stalled while Durham controlled the pace to build a 17-3 lead prior to s fake punt by Eriean at their 43 setting up Cooper Kupp's 2 nd TD catch to make it 24-3. In the 2 nd half, Eriean's fate was sealed when they came up empty on a 21-play drive. |
|  | 24 | |
|  | 30 | Devonta Freeman went down early but back-up Ty Montgomery filled in well with 129 yards and a TD. Chino's Rob Kelley was his equal, rushing for 117 yards and 2 TDs as ground games energized both offences. After a 37-yard TD pass to Willie Snead put the Spartans in front 28-27, a 4 th down gamble at the Chino 30 came up short, setting up the Convicts' FG drive that made the difference. |
|  | 28 | |
|  | 10 | Von Miller sacked Eli Manning for a safety on his first drop back to give York an early 2-0 lead. A fumble by York punter Donnie Jones set up a Seattle FG to make it 3-2 after 1 period. Tom Brady eventually caught up and passed the ineffective Pilots offence; he hit on TD passes of 49 yards to Delanie Walker and 33 yards to Mike Williams. Josh Huff returned his 3 rd kick for a TD to answer for Seattle. |
|  | 22 | |
|  | 17 | Budapest punter Tress Way threw to a wide-open Jordan Reed for a 38-yard trick pass on 4 th & 2 to set up an early TD pass. The Cubs answered with a Marqise Lee kick return to the house of 97 yards. Russell Wilson was picked off by Orlando Scandrick to start the 3 rd then David Johnson made it 17-7 with a 14-yard draw. The Cubs added a long FG but never breached the Stars' red zone. |
|  | 10 | |
|  | 14 | A one-sided 1 st half saw the Knights shut down Sam Bradford while Andy Dalton threw for a TD and scrambled for another in building up a 21-0 lead. James Harrison picked off Dalton late in the 3 rd to set up the first New Jersey TD, but LA safety Maurice Alexander came right back with a pick of Bradford to shorten the field for a 7-yard Paul Perkins TD run that essentially put the game out of reach. |
|  | 31 | |

MUSTANGS



45

PASSING: Matt Ryan, 22 of 38, 275 yds, 1 TD, 0 INT
RUSHING: Wayne Gallman, 13C, 74yds, (5.7), 0 TD
RECEIVING: Davante Adams, 9 for 161 yds, 53LG, 1 TD
DEFENCE: Zachary Orr, 8 T, 1 PD, 2 STF
KICKING: Wil Lutz, 6 of 6 XPA, 1 of 1 FGA, 9 Pts

HAWKS



34

PASSING: Alex Smith, 18 of 32, 207 yds, 2TDs, 1 INT
RUSHING: Jonathan Stewart, 18C, 94yds, (5.2), 1 TD
RECEIVING: Alshon Jeffery, 5 for 98yds, 46LG, 1 TD
DEFENCE: Mason Foster, 7T, 1 PD
KICKING: Dan Carpenter, 4 of 4 XPA, 2 of 2 FGA, 10 Pts

11-25-2017 Optimist Park Temp:71 Wind: Calm None MVP: **Kenyan Drake**

| | 1 | 2 | 3 | 4 | Tot |
|---------------------|----|----|---|----|-----|
| 2016 Aurora (7-0) | 14 | 7 | 3 | 21 | 45 |
| 2016 Brooklin (4-3) | 10 | 10 | 7 | 7 | 34 |

Scoring Summary

| | | |
|------------------|--|-------|
| 1 12:21 Aurora | TD Ryan 53 pass to Adams (Lutz) (7-75-2:39) | 7-0 |
| 1 6:55 Brooklin | TD Smith 14 pass to Jeffery (Carpenter) (8-75-5:26) | 7-7 |
| 1 5:05 Aurora | TD Jennings 18 run (Lutz) (4-55-1:44) | 14-7 |
| 1 0:46 Brooklin | FG Carpenter 35 (4-8-1:35) | 14-10 |
| 2 13:20 Brooklin | FG Carpenter 24 (7-20-2:15) | 14-13 |
| 2 7:52 Brooklin | TD Stewart 12 run (Carpenter) (9-79-4:59) | 14-20 |
| 2 0:39 Aurora | TD Drake 3 run (Lutz) (18-81-7:08) | 21-20 |
| 3 8:02 Brooklin | TD Mathews 14 run (Carpenter) (12-75-6:58) | 21-27 |
| 3 2:12 Aurora | FG Lutz 31 (13-64-5:40) | 24-27 |
| 4 13:19 Brooklin | TD Smith 14 pass to Gronkowski (Carpenter) (7-55-3:47) | 24-34 |
| 4 13:13 Aurora | TD Drake 99 kick return (Lutz) | 31-34 |
| 4 1:46 Aurora | TD Drake 5 run (Lutz) (18-92-10:24) | 38-34 |
| 4 1:12 Aurora | TD Norman 45 interception return (Lutz) | 45-34 |

| | AUR | BRH |
|----------------|-----------|-----------|
| First Downs | 25 | 21 |
| Rushes | 23-129 | 32-153 |
| Passes | 38-22-275 | 32-18-207 |
| Sacked | 1-7 | 1-6 |
| Fumble | 2 | 0 |
| Penalties | 4-40 | 6-25 |
| Turnovers | 2 | 1 |
| Missed Tackles | 4 | 4 |
| Blitzes | 1 | 10 |
| Time | 28:38 | 31:22 |
| Third Down | 7-11 | 7-13 |
| Fourth Down | 2-2 | 1-1 |
| Red Att/Td/Fg | 4/3/1 | 6/4/2 |
| Net Offense | 397 | 354 |

GLADIATORS



7

PASSING: Ben Roethlisberger, 18 of 41, 193yds, 1 TD, 2 INTs
RUSHING: LeSean McCoy, 14C, 37yds, (2.6), 0 TD
RECEIVING: Jarvis Landry, 7 for 70yds, 16LG, 1 TD
DEFENCE: Mike Daniels, 9 T, 3 STF, 2 FF
KICKING: Cairo Santos, 0 of 1 FGA, 1 of 1 XPA, 1 Pt

CHARGERS



16

PASSING: Carson Wentz, 18 of 30, 180 yds, 1 TD, 0 INT,
RUSHING: Dalvin Cook, 16C, 41yds, (2.6), 1TD
RECEIVING: Jimmy Graham, 4 for 40yds, 14LG, 0 TD
DEFENCE: Yannick Ngakoue, 4T, 1SK,3PD,1FF,1INT (22yds)
KICKING: Steven Hasuchka, 1 of 2 XPA, 1 of 2FGA, 4pts

11-23-2017 St. Charles Stadium Temp: 72 Wind: MVP: **Yannick Ngakoue**

| | 1 | 2 | 3 | 4 | Tot |
|------------------------|---|---|---|---|-----|
| 2016 Georgia (3-4) | 0 | 0 | 7 | 0 | 7 |
| 2017 St. Charles (3-4) | 6 | 7 | 0 | 3 | 16 |

Scoring Summary

| | | |
|---------------------|---|------|
| 1 10:45 St. Charles | TD Cook 6 run (no good) (3-19-1:40) | 0-6 |
| 2 6:22 St. Charles | TD Wentz 6 pass to Sproles (Hauschka) (12-80-6:10) | 0-13 |
| 3 4:36 Georgia | TD Roethlisberger 2 pass to Landry (Santos) (8-33-2:34) | 7-13 |
| 4 5:26 St. Charles | FG Hauschka 20 (11-46-4:23) | 7-16 |

| | GEO | STC |
|----------------|-----------|-----------|
| First Downs | 15 | 20 |
| Rushes | 19-49 | 39-92 |
| Passes | 41-18-193 | 30-18-180 |
| Sacked | 1-15 | 2-19 |
| Fumble | 1 | 1 |
| Penalties | 9-68 | 6-51 |
| Turnovers | 2 | 1 |
| Missed Tackles | 4 | 2 |
| Blitzes | 11 | 21 |
| Time | 24:26 | 35:34 |
| Third Down | 4-17 | 5-15 |
| Fourth Down | 2-3 | 1-1 |
| Red Att/Td/Fg | 2/1/0 | 6/2/1 |
| Net Offense | 227 | 253 |

REGULATORS



24

PASSING: Kirk Cousins, 27 of 43, 369 yds, 2 TDs, 1 INT
RUSHING: Samaje Perine, 3C, 11yds, (3.7), 0 TD
RECEIVING: Jeremy Kerley, 12 for 127yds, 18LG, 0 TD
DEFENCE: Kony Ealy, 8 T, 2 STF, 1 HUR, 1 FF
KICKING: Jason Myers, 3 of 3 XPA, 1 of 1 FGA, 6 Pts

HELLFIRE



27

PASSING: Andrew Luck, 9 of 13, 136 yds, 1 TD, 0 INT
RUSHING: Jay Ajayi, 30C, 211yds, (7.0), 1 TD
RECEIVING: Julio Jones, 4 for 98yds, 35LG, 1 TD
DEFENCE: Jimmie Ward, 5 T, 1 PD, 1 INT (0yds)
KICKING: Sebastian Janikowski, 3 of 3 XPA, 2 of 3 FGA, 9Pts

11-25-2017 The Fiery Depths Temp: 90 Wind: Calm None MVP: **Jay Ajayi**

| | 1 | 2 | 3 | 4 | Tot |
|---------------------------|---|---|----|---|-----|
| 2016 South Carolina (3-4) | 3 | 7 | 7 | 7 | 24 |
| 2016 Mohave (3-4) | 7 | 3 | 10 | 7 | 27 |

Scoring Summary

| | | |
|-----------------------|---|-------|
| 1 9:15 Mohave | TD Ajayi 6 run (Janikowski) (6-79-3:59) | 0-7 |
| 1 2:41 South Carolina | FG Myers 33 (6-29-2:22) | 3-7 |
| 2 11:56 Mohave | FG Janikowski 31 (10-57-5:36) | 3-10 |
| 2 5:09 South Carolina | TD Cousins 81 pass to Davis (Myers,J) (3-96-1:40) | 10-10 |
| 3 9:24 Mohave | TD Coleman 10 run (Janikowski) (9-60-5:32) | 10-17 |
| 3 6:58 South Carolina | TD Cousins 1 run (Myers,J) (10-75-2:26) | 17-17 |
| 3 1:23 Mohave | FG Janikowski 32 (10-61-5:21) | 17-20 |
| 4 13:46 Mohave | TD Luck 35 pass to Jones (Janikowski) (5-79-1:18) | 17-27 |
| 4 9:19 South Carolina | TD Cousins 10 pass to Funchess (Myers,J) (10-75-4:27) | 24-27 |

| | SC | MOH |
|----------------|-----------|-----------|
| First Downs | 22 | 20 |
| Rushes | 9-27 | 52-300 |
| Passes | 43-27-369 | 14-10-162 |
| Sacked | 3-24 | 1-7 |
| Fumble | 0 | 1 |
| Penalties | 2-10 | 4-22 |
| Turnovers | 1 | 1 |
| Missed Tackles | 12 | 4 |
| Blitzes | 4 | 8 |
| Time | 20:49 | 39:11 |
| Third Down | 4-11 | 9-16 |
| Fourth Down | 1-1 | 1-1 |
| Red Att/Td/Fg | 3/2/1 | 4/2/2 |
| Net Offense | 372 | 455 |

WOLVERINES



6

PASSING: Ryan Tannehill, 12 of 16, 145 yds, 0 TD, 0 INT
RUSHING: DeMarco Murray, 27C, 63yds, (2.3), 0 TD
RECEIVING: Tyreek Hill, 3 for 77yds, 56LG, 0 TD
DEFENCE: Trent Cole, 5 T, 1 STF, 1 FF
KICKING: Zane Gonzalez, 2 of 2 FGA, 6 Pts

BOMBERS




31

PASSING: Marcus Mariota, 15 of 25, 1220 yds, 2 TDs, 0 INT
RUSHING: Chris Thompson, 9C, 66yds, (7.3), 0 TD
RECEIVING: Terrelle Pryor, 4 for 74yds, 30LG, 1 TD
DEFENCE: Jarrad Davis, 12 T
KICKING: Chandler Cantanzaro, 4 of 4 XPA, 1 of 1 FGA, 7 Pts

| 11-25-2017 The Fortress Temp: 77 Wind: MVP: Marcus Mariota | | | | | | TOR | | BRX | |
|---|---|---|----|----|---|------------|----------------|------------|-----------|
| | | 1 | 2 | 3 | 4 | Tot | First Downs | 11 | 22 |
| 2017 Toronto (1-6) | | 3 | 3 | 0 | 0 | 6 | Rushes | 33-83 | 28-145 |
| 2016 Bruxelles (6-1) | | 7 | 10 | 14 | 0 | 31 | Passes | 17-13-158 | 25-15-220 |
| Scoring Summary | | | | | | | | | |
| 1 6:01 Toronto | FG Gonzalez 38 (14-70-8:33) | | | | | | Sacked | 2-21 | 0-0 |
| 1 1:40 Bruxelles | TD Mariota 1 run (Catanzaro) (7-75-4:21) | | | | | | Fumble | 4 | 2 |
| 2 11:48 Bruxelles | TD Mariota 2 pass to Sanders (Catanzaro) (8-61-3:33) | | | | | | Penalties | 5-54 | 2-5 |
| 2 0:18 Bruxelles | FG Catanzaro 21 (11-57-3:56) | | | | | | Turnovers | 0 | 1 |
| 2 0:00 Toronto | FG Gonzalez 22 (2-56-0:15) | | | | | | Missed Tackles | 6 | 5 |
| 3 9:42 Bruxelles | TD Mariota 30 pass to Pryor Sr. (Catanzaro) (4-52-2:19) | | | | | | Blitzes | 1 | 18 |
| 3 2:17 Bruxelles | TD Mack 26 run (Catanzaro) (7-85-3:46) | | | | | | Time | 33:11 | 26:49 |
| | | | | | | | Third Down | 3-13 | 4-8 |
| | | | | | | | Fourth Down | 1-3 | 0-0 |
| | | | | | | | Red Att/Td/Fg | 2/0/2 | 3/2/1 |
| | | | | | | | Net Offense | 220 | 365 |


SWORDFISH



20

PASSING: James Winston, 20 of 30, 277 yds, 2 TDs, 0 INT
RUSHING: D'Onta Foreman, 13C, 55yds, (4.2), 0 TD
RECEIVING: Doug Baldwin, 7 for 151 yds, 60LG, 1 TD
DEFENCE: Carlos Dunlap, 2 T, 2 SK, 5 HUR, 1 FF
KICKING: Adam Vinatieri, 2 of 2 XPA, 2 of 2 FGA, 8 Pts

TRIUMPH



6

PASSING: Carson Palmer, 21 of 38, 231 yds, 1 TD, 1 INT
RUSHING: Melvin Gordon, 14C, 40yds, (2.9), 0 TD
RECEIVING: Antonio Brown, 6 for 91yds, 23LG, 0 TD
DEFENCE: Kwon Alexander, 11 T, 2 PD, 1 STF
KICKING: Roberto Aguayo, 0 of 1 XPA, 0 of 1 FGA, 0 Pts

| 11-23-2017 Willhalla Stadium Temp: 70 Wind: MVP: Jameis Winston | | | | | | SS | | TCT | |
|--|---|---|---|---|----|-----------|----------------|------------|-----------|
| | | 1 | 2 | 3 | 4 | Tot | First Downs | 17 | 15 |
| 2016 Sebastian (3-4) | | 7 | 3 | 0 | 10 | 20 | Rushes | 31-136 | 15-46 |
| 2016 Twin Cities (2-5) | | 0 | 0 | 0 | 6 | 6 | Passes | 30-20-277 | 38-21-231 |
| Scoring Summary | | | | | | | | | |
| 1 5:50 Sebastian | TD Winston 60 pass to Baldwin (Vinatieri) (3-73-1:36) | | | | | | Sacked | 1-8 | 5-38 |
| 2 0:00 Sebastian | FG Vinatieri 31 (12-52-3:21) | | | | | | Fumble | 0 | 1 |
| 4 4:40 Twin Cities | TD Palmer 55 pass to White (no good) (6-70-1:41) | | | | | | Penalties | 8-69 | 3-23 |
| 4 2:36 Sebastian | FG Vinatieri 36 (5-32-1:51) | | | | | | Turnovers | 0 | 1 |
| 4 1:54 Sebastian | TD Winston 37 pass to Beckham Jr. (Vinatieri) (1-37-0:12) | | | | | | Missed Tackles | 5 | 4 |
| | | | | | | | Blitzes | 1 | 8 |
| | | | | | | | Time | 31:43 | 28:17 |
| | | | | | | | Third Down | 5-14 | 2-13 |
| | | | | | | | Fourth Down | 1-4 | 1-2 |
| | | | | | | | Red Att/Td/Fg | 2/0/2 | 4/0/0 |
| | | | | | | | Net Offense | 405 | 239 |

CORN KINGS



14

PASSING: Joe Flacco, 20 of 30, 187 yds, 2 TDs, 2 INTs
RUSHING: LeGarrette Blount, 17C, 79yds, (4.6), 0 TD
RECEIVING: Mike Evans, 7 for 109yds, 25LG, 2 TDs
DEFENCE: Ronald Darby, 5 T, 3 PD, 1 FF
KICKING: Nick Novak 2 f 2 XPA, 0 of 0 FGA, 2 Pts

PATRIOTS



3

PASSING: DeShaun Watson, 16 of 32, 138 yds, 0 TD, 0 INT
RUSHING: Lamar Miller, 12C, 38yds, (73.2) 0 TD
RECEIVING: Mohamed Sanu, 7 for 55yds, 12LG, 0 TD
DEFENCE: Daeshon Hall, 6 T, 1 SK, 2 HUR
KICKING: Ryan Succop, 1 of 2 FGA, 3 Pts

| 11-23-2017 Patriot Place Temp: 75 Wind: MVP: Mike Evans | | | | | | COW | | CHP | |
|--|---|---|---|---|---|------------|----------------|------------|-----------|
| | | 1 | 2 | 3 | 4 | Tot | First Downs | 19 | 15 |
| 2016 Cowtown (4-3) | | 0 | 7 | 0 | 7 | 14 | Rushes | 32-135 | 19-66 |
| 2016 Charleswood (3-4) | | 0 | 0 | 3 | 0 | 3 | Passes | 30-20-187 | 44-21-166 |
| Scoring Summary | | | | | | | | | |
| 2 7:39 Cowtown | TD Flacco 24 pass to Evans (Novak) (12-77-7:02) | | | | | | Sacked | 1-12 | 0-0 |
| 3 5:01 Charleswood | FG Succop 25 (11-56-5:14) | | | | | | Fumble | 0 | 2 |
| 4 2:14 Cowtown | TD Flacco 25 pass to Evans (Novak) (9-81-3:54) | | | | | | Penalties | 5-43 | 9-70 |
| | | | | | | | Turnovers | 2 | 2 |
| | | | | | | | Missed Tackles | 3 | 9 |
| | | | | | | | Blitzes | 13 | 16 |
| | | | | | | | Time | 35:13 | 24:47 |
| | | | | | | | Third Down | 5-14 | 4-15 |
| | | | | | | | Fourth Down | 0-0 | 1-1 |
| | | | | | | | Red Att/Td/Fg | 0/0/0 | 1/0/1 |
| | | | | | | | Net Offense | 310 | 232 |

VIOLATORS



17

PASSING: Derek Carr, 11 of 24, 155 yds, 1TD, 0 INT
RUSHING: Ezekiel Elliott, 19C, 54yds, (2.8), 1 TD
RECEIVING: Amari Cooper, 5 for 111yds, 47LG, 1 TD
DEFENCE: Melvin Ingram, 6 T, 2 SK, 1 STF, 1 HUR
KICKING: Nick Folk, 2 of 2 XPA, 1 of 1 FGA, 5 Pts

BLUE EAGLES



12

PASSING: Aaron Rodgers, 19 of 47, 249 yds, 0 TD, 1 INT
RUSHING: Jordan Howard, 28C, 171yds, (6.1), 0 TD
RECEIVING: Pierre Garcon, 5 for 108yds, 57LG, 0 TD
DEFENCE: Derrick Morgan, 3T, 3 SK, 2 FF
KICKING: Mason Crosby, 4 of 4 FGA, 12 Pts

11-23-2017 Bluffs Stadium Temp: 48 Wind: 15-25 MVP: **Amari Cooper**

| | 1 | 2 | 3 | 4 | Tot |
|--------------------------|---|---|---|---|-----|
| 2016 Virden (5-2) | 7 | 7 | 3 | 0 | 17 |
| 2016 Scarborough (5-1-1) | 3 | 0 | 6 | 3 | 12 |

Scoring Summary

| | | |
|---------------------|--|-------|
| 1 10:16 Scarborough | FG Crosby 54 (9-34-4:31) | 0-3 |
| 1 4:05 Virden | TD Carr 47 pass to Cooper (Folk) (5-58-2:56) | 7-3 |
| 2 7:52 Virden | TD Elliott 5 run (Folk) (10-83-4:23) | 14-3 |
| 3 10:24 Scarborough | FG Crosby 25 (6-78-3:17) | 14-6 |
| 3 3:41 Scarborough | FG Crosby 24 (9-72-4:09) | 14-9 |
| 3 1:46 Virden | FG Folk 36 (4-6-1:29) | 17-9 |
| 4 6:13 Scarborough | FG Crosby 20 (9-43-4:29) | 17-12 |

VV

SBE

| | | |
|----------------|-----------|-----------|
| First Downs | 13 | 21 |
| Rushes | 23-56 | 35-192 |
| Passes | 24-11-155 | 47-19-249 |
| Sacked | 5-38 | 3-23 |
| Fumble | 4 | 1 |
| Penalties | 4-35 | 10-74 |
| Turnovers | 1 | 2 |
| Missed Tackles | 8 | 3 |
| Blitzes | 23 | 31 |
| Time | 24:45 | 35:15 |
| Third Down | 2-13 | 5-21 |
| Fourth Down | 0-0 | 2-5 |
| Red Att/Td/Fg | 2/1/1 | 3/0/3 |
| Net Offense | 173 | 418 |

CADILLAC



3

PASSING: Matt Stafford, 13 of 29, 109 yds, 0 TD, 2 INTs
RUSHING: Charcandrick West, 14C, 66yds, (4.7), 0 TD
RECEIVING: Vernon Davis, 3 for 27yds, 10LG, 0 TD
DEFENCE: Stephon Gilmore, 5 T, 4 PD, (2 of 6 allowed)
KICKING: Stephen Gostkowski, 1 of 1 FGA, 3 Pts

T-LIZARDS



24

PASSING: Drew Brees, 15 of 27, 157 yds, 2 TDs, 0 INT
RUSHING: Carlos Hyde, 13C, 50yds, (3.8), 0 TD
RECEIVING: TY Hilton, 3 for 62yds, 28LG, 0 TD
DEFENCE: Thomas Davis, 10T, 1SK, 1PD, 2STF, 1 INT(30yds)
KICKING: Phil Dawson, 3 of 3 XPA, 1 of 1 FGA, 6 Pts

11-23-2017 Jurassic Park Temp: 82 Wind: Calm None MVP: **Drew Brees**

| | 1 | 2 | 3 | 4 | Tot |
|---------------------|----|----|---|---|-----|
| 2017 Erieau (2-5) | 0 | 3 | 0 | 0 | 3 |
| 2016 Durham (2-4-1) | 10 | 14 | 0 | 0 | 24 |

Scoring Summary

| | | |
|----------------|---|------|
| 1 11:48 Durham | FG Dawson 36 (7-16-1:53) | 0-3 |
| 1 0:23 Durham | TD Brees 1 run (Dawson) (14-84-7:45) | 0-10 |
| 2 10:12 Erieau | FG Gostkowski 41 (11-48-5:01) | 3-10 |
| 2 6:49 Durham | TD Brees 9 pass to Kupp (Dawson) (6-75-3:23) | 3-17 |
| 2 1:00 Durham | TD Brees 8 pass to Kupp (Dawson) (10-40-2:40) | 3-24 |

ERI

DTL

| | | |
|----------------|-----------|-----------|
| First Downs | 15 | 23 |
| Rushes | 31-137 | 27-119 |
| Passes | 29-13-109 | 33-17-189 |
| Sacked | 3-23 | 2-17 |
| Fumble | 0 | 2 |
| Penalties | 8-59 | 6-43 |
| Turnovers | 2 | 0 |
| Missed Tackles | 4 | 5 |
| Blitzes | 17 | 15 |
| Time | 29:30 | 30:30 |
| Third Down | 5-17 | 5-12 |
| Fourth Down | 2-5 | 1-2 |
| Red Att/Td/Fg | 1/0/0 | 4/3/1 |
| Net Offense | 223 | 291 |

CONVICTS



30

PASSING: Dak Prescott, 20 of 32, 226yds, 1 TD, 0 INT
RUSHING: Rob Kelley, 17C, 117yds, (6.9), 2 TDs
RECEIVING: Greg Olsen, 6 for 69yds, 14LG, 0 TD
DEFENCE: Ryan Shazier, 6 T, 2 PD, 1 STF
KICKING: Dan Bailey, 3 of 3 XPA, 3 of 3 FGA, 12 Pts

SPARTANS



28

PASSING: Philip Rivers, 15 of 27, 247yds, 2 TDs, 0 INT
RUSHING: Ty Montgomery 19C, 129yds, (6.8), 1 TD
RECEIVING: Golden Tate, 7 for 104yds, 22LG, 0 TD
DEFENCE: Eric Kendricks, 17 T, 1 PD, 2 STF
KICKING: Caleb Sturgis, 4 of 4 XPA, 4 Pts

11-23-2017 Thermopylae Stadium Temp: 50 Wind: 0-5 None MVP: **Rob Kelley**

| | 1 | 2 | 3 | 4 | Tot |
|----------------------|---|----|----|---|-----|
| 2016 Chino (5-2) | 3 | 14 | 10 | 3 | 30 |
| 2016 Pickering (3-4) | 7 | 7 | 14 | 0 | 28 |

Scoring Summary

| | | |
|-------------------|---|-------|
| 1 9:05 Chino | FG Bailey 36 (12-50-5:45) | 3-0 |
| 1 3:44 Pickering | TD Freeman 8 run (Sturgis) (3-59-1:14) | 3-7 |
| 2 11:53 Chino | TD Prescott 20 pass to Jones Jr. (Bailey,D) (6-66-3:46) | 10-7 |
| 2 7:12 Pickering | TD Rivers 2 pass to Juszczyk (Sturgis) (9-75-4:41) | 10-14 |
| 2 2:20 Chino | TD Kelley 21 run (Bailey,D) (11-75-4:52) | 17-14 |
| 3 10:50 Pickering | TD Montgomery 7 run (Sturgis) (7-75-4:10) | 17-21 |
| 3 7:24 Chino | FG Bailey 39 (6-9-3:16) | 20-21 |
| 3 3:37 Chino | TD Kelley 5 run (Bailey,D) (8-68-2:15) | 27-21 |
| 3 0:07 Pickering | TD Rivers 37 pass to Snead (Sturgis) (7-75-3:30) | 27-28 |
| 4 3:03 Chino | FG Bailey 49 (10-44-5:30) | 30-28 |

CHI

PIC

| | | |
|----------------|-----------|-----------|
| First Downs | 24 | 21 |
| Rushes | 32-182 | 30-172 |
| Passes | 32-20-226 | 27-15-247 |
| Sacked | 4-28 | 2-14 |
| Fumble | 1 | 0 |
| Penalties | 8-67 | 4-32 |
| Turnovers | 1 | 0 |
| Missed Tackles | 6 | 6 |
| Blitzes | 8 | 12 |
| Time | 35:06 | 24:54 |
| Third Down | 5-13 | 3-9 |
| Fourth Down | 1-1 | 0-3 |
| Red Att/Td/Fg | 4/2/2 | 3/3/0 |
| Net Offense | 380 | 405 |

PILOTS



10

PASSING: Eli Manning, 9 of 19, 62 yds, 0 TD, 1 INT
RUSHING: Kareem Hunt, 23C, 70yds, (3.0), 0 TD
RECEIVING: Bilal Powell, 3 for 11 yds, 6 LG, 0 TD
DEFENCE: Khalil Mack, 10 T, 2 SK, 2 STF, 1 FF
KICKING: Josh Lambo, 1 of 1 XPA, 1 of 2 FGA, 4 Pts

EXCALIBURS



22

PASSING: Tom Brady, 16 of 24, 254 yds, 2 TDs, 0 INT
RUSHING: Derrick Henry, 11C, 34yds, (3.1), 1 TD
RECEIVING: Delanie Walker, 5 for 83yds, 49LG, 1 TD
DEFENCE: Von Miller, 8 T, 3 SK, 1 PD, Safety
KICKING: Graham Gano, 2 of 2 XPA, 0 of 2 FGA, 2 Pts

11-25-2017 Camelot Temp: 58 Wind: 0-5 None MVP: **Tom Brady**

| | 1 | 2 | 3 | 4 | Tot |
|--------------------|---|---|----|---|-----|
| 2016 Seattle (1-6) | 3 | 0 | 7 | 0 | 10 |
| 2016 York (3-4) | 2 | 6 | 14 | 0 | 22 |

Scoring Summary

| | | |
|----------------|---|-------|
| 1 12:25 York | Safety Miller | 0-2 |
| 1 2:15 Seattle | FG Lambo 28 (4-2-1:35) | 3-2 |
| 2 1:07 York | TD Brady 49 pass to Walker (2 - failed) (4-57-1:11) | 3-8 |
| 3 9:03 York | TD Henry 2 run (Gano) (6-52-3:40) | 3-15 |
| 3 8:57 Seattle | TD Huff 109 kick return (Lambo) | 10-15 |
| 3 5:46 York | TD Brady 33 pass to Williams (Gano) (5-72-3:04) | 10-22 |

| | SEA | YOR |
|----------------|---------|-----------|
| First Downs | 10 | 16 |
| Rushes | 34-137 | 33-49 |
| Passes | 19-9-62 | 24-16-254 |
| Sacked | 5-30 | 3-18 |
| Fumble | 0 | 4 |
| Penalties | 5-44 | 7-94 |
| Turnovers | 1 | 1 |
| Missed Tackles | 2 | 2 |
| Blitzes | 6 | 23 |
| Time | 29:42 | 30:18 |
| Third Down | 2-15 | 3-13 |
| Fourth Down | 0-3 | 1-3 |
| Red Att/Td/Fg | 1/0/1 | 2/1/0 |
| Net Offense | 169 | 285 |

NORTH STARS



17

PASSING: Tyrod Taylor, 16 of 24, 152 yds, 1 TD, 0 INT
RUSHING: David Johnson, 22 C, 88yds, (4.0), 1 TD
RECEIVING: Jordan Reed, 7 for 129yds, 38LG, 1 TD
DEFENCE: Orlando Scandrick, 2T, 3 PD, 1 FR, 1 INT(19yds)
KICKING: Josh Brown, 2 of 2 XPA, 1 of 1 FGA, 5 Pts

CUBS



10

PASSING: Russell Wilson, 13 of 27, 126 yds, 0 TD, 1 INT
RUSHING: James Conner, 5C, 43yds, (8.7), 0 TD
RECEIVING: Marqise Lee, 4 for 59yds, 26LG, 0 TD
DEFENCE: Jason Pierre-Paul, 5 T, 1 SK, 1 HUR, 1 FF
KICKING: Justin Tucker, 1 of 1 XPA, 1 of 2 FGA, 4 Pts

11-25-2017 Joe Ferguson Stadium Temp: 45 Wind: 0-5 None MVP: Jordan Reed

| | 1 | 2 | 3 | 4 | Tot |
|----------------------|---|---|---|---|-----|
| 2016 Budapest (6-1) | 7 | 3 | 7 | 0 | 17 |
| 2016 Iowa City (5-2) | 0 | 7 | 0 | 3 | 10 |

Scoring Summary

| | | |
|------------------|--|-------|
| 1 0:44 Budapest | TD Taylor 7 pass to Reed (Brown,J) (5-53-1:45) | 7-0 |
| 2 5:36 Budapest | FG Brown 26 (6-17-2:58) | 10-0 |
| 2 5:28 Iowa City | TD Lee 97 kick return (Tucker) | 10-7 |
| 3 2:23 Budapest | TD Johnson 14 run (Brown,J) (9-57-3:47) | 17-7 |
| 4 3:19 Iowa City | FG Tucker 51 (8-40-2:55) | 17-10 |

| | BUD | ICC |
|----------------|-----------|-----------|
| First Downs | 16 | 11 |
| Rushes | 35-116 | 22-115 |
| Passes | 25-17-190 | 27-13-126 |
| Sacked | 3-29 | 2-12 |
| Fumble | 1 | 2 |
| Penalties | 8-45 | 8-57 |
| Turnovers | 0 | 3 |
| Missed Tackles | 2 | 5 |
| Blitzes | 6 | 1 |
| Time | 34:26 | 25:34 |
| Third Down | 2-13 | 4-13 |
| Fourth Down | 1-1 | 0-0 |
| Red Att/Td/Fg | 4/2/1 | 0/0/0 |
| Net Offense | 277 | 229 |

WRECKING BALL



14

PASSING: Sam Bradford, 20 of 29, 152 yds, 2 TDs, 1 INT
RUSHING: Isaiah Crowell, 19C, 83yds, (4.4), 0 TD
RECEIVING: Micahel Crabtree, 7 for 76yds, 23LG, 1 TD
DEFENCE: James Harrison, 13T, 1 STF, 1HUR, 1 INT (21yds)
KICKING: Chris Boswell, 2 of 2 XPA, 0 of 1 FGA, 2 Pts

KNIGHTS



31

PASSING: Andy Dalton, 21 of 29, 231 yds, 2 TDs, 1 INT
RUSHING: Paul Perkins, 22C, 80yds, (3.6), 1 TD
RECEIVING: DeVante Parker, 4 for 62yds, 22LG, 0 TD
DEFENCE: Julius Peppers, 2 T, 2 SK, 1 BLK-FG
KICKING: Greg Zuerlein, 4 of 4 XPA, 1 of 1 FGA, 7 Pts

11-25-2017 Round Table Stadium Temp: 81 Wind: 0-5 None MVP: Andy Dalton

| | 1 | 2 | 3 | 4 | Tot |
|------------------------|---|----|---|----|-----|
| 2017 New Jersey (1-6) | 0 | 0 | 0 | 14 | 14 |
| 2016 Los Angeles (3-4) | 7 | 14 | 0 | 10 | 31 |

Scoring Summary

| | | |
|---------------------|--|-------|
| 1 5:56 Los Angeles | TD Dalton 4 pass to West (Zuerlein) (12-75-5:54) | 0-7 |
| 2 6:49 Los Angeles | TD Dalton 7 pass to Perkins (Zuerlein) (10-63-6:41) | 0-14 |
| 2 0:39 Los Angeles | TD Dalton 5 run (Zuerlein) (9-45-4:57) | 0-21 |
| 4 14:51 New Jersey | TD Bradford 8 pass to Crowell (Boswell) (5-29-3:11) | 7-21 |
| 4 10:18 Los Angeles | TD Perkins 7 run (Zuerlein) (3-21-1:45) | 7-28 |
| 4 6:17 New Jersey | TD Bradford 23 pass to Crabtree (Boswell) (11-80-3:54) | 14-28 |
| 4 2:05 Los Angeles | FG Zuerlein 44 (10-49-4:08) | 14-31 |

| | NJ | LAK |
|----------------|-----------|-----------|
| First Downs | 13 | 25 |
| Rushes | 21-87 | 33-121 |
| Passes | 29-20-152 | 29-21-231 |
| Sacked | 2-24 | 1-9 |
| Fumble | 0 | 1 |
| Penalties | 6-52 | 8-70 |
| Turnovers | 1 | 1 |
| Missed Tackles | 7 | 8 |
| Blitzes | 10 | 20 |
| Time | 25:56 | 34:04 |
| Third Down | 3-12 | 3-8 |
| Fourth Down | 1-2 | 1-1 |
| Red Att/Td/Fg | 1/1/0 | 8/4/1 |
| Net Offense | 215 | 343 |



WEEK SEVEN

STANDINGS

| PACIFIC CONFERENCE | | | | | | | | | | | | |
|---------------------|---|---|---|-------|-----|------|-----|------|-------|-------|-------|-------|
| East | W | L | T | Pct | Pts | Ave | Opp | Ave | Diff | Home | Div | Conf |
| Bruxelles | 6 | 1 | 0 | 0.857 | 211 | 30.1 | 126 | 18 | 12.1 | 4 0 0 | 3 0 0 | 5 0 0 |
| Brooklin | 4 | 3 | 0 | 0.571 | 200 | 28.6 | 139 | 19.9 | 8.7 | 3 1 0 | 2 1 0 | 3 2 0 |
| Mohave | 3 | 4 | 0 | 0.429 | 115 | 16.4 | 165 | 23.6 | -7.1 | 2 1 0 | 0 3 0 | 1 4 0 |
| St. Charles | 3 | 4 | 0 | 0.429 | 131 | 18.7 | 131 | 18.7 | 0 | 3 0 0 | 1 2 0 | 2 3 0 |
| Central | W | L | T | Pct | Pts | Ave | Opp | Ave | Diff | Home | Div | Conf |
| Viriden | 5 | 2 | 0 | 0.714 | 163 | 23.3 | 136 | 19.4 | 3.9 | 3 1 0 | 2 0 0 | 3 2 0 |
| Charleswood | 3 | 4 | 0 | 0.429 | 150 | 21.4 | 139 | 19.9 | 1.6 | 2 2 0 | 1 1 0 | 2 3 0 |
| Erieau | 2 | 5 | 0 | 0.286 | 89 | 12.7 | 140 | 20 | -7.3 | 1 2 0 | 1 1 0 | 2 3 0 |
| Twin Cities | 2 | 5 | 0 | 0.286 | 114 | 16.3 | 151 | 21.6 | -5.3 | 2 1 0 | 0 2 0 | 2 3 0 |
| West | W | L | T | Pct | Pts | Ave | Opp | Ave | Diff | Home | Div | Conf |
| Chino | 5 | 2 | 0 | 0.714 | 174 | 24.9 | 162 | 23.1 | 1.7 | 2 1 0 | 2 0 0 | 3 2 0 |
| Iowa City | 5 | 2 | 0 | 0.714 | 172 | 24.6 | 120 | 17.1 | 7.4 | 3 1 0 | 2 0 0 | 5 0 0 |
| Los Angeles | 3 | 4 | 0 | 0.429 | 153 | 21.9 | 167 | 23.9 | -2 | 2 2 0 | 0 2 0 | 2 3 0 |
| Seattle | 1 | 6 | 0 | 0.143 | 74 | 10.6 | 159 | 22.7 | -12.1 | 1 2 0 | 0 2 0 | 0 5 0 |
| ATLANTIC CONFERENCE | | | | | | | | | | | | |
| North | W | L | T | Pct | Pts | Ave | Opp | Ave | Diff | Home | Div | Conf |
| Scarborough | 5 | 1 | 1 | 0.786 | 126 | 18 | 89 | 12.7 | 5.3 | 3 1 0 | 1 0 1 | 4 0 1 |
| Cowtown | 4 | 3 | 0 | 0.571 | 131 | 18.7 | 116 | 16.6 | 2.1 | 3 0 0 | 0 2 0 | 2 3 0 |
| Sebastian | 3 | 4 | 0 | 0.429 | 118 | 16.9 | 146 | 20.9 | -4 | 2 1 0 | 1 1 0 | 2 3 0 |
| Durham | 2 | 4 | 1 | 0.357 | 147 | 21 | 153 | 21.9 | -0.9 | 2 1 1 | 1 0 1 | 1 3 1 |
| Coastal | W | L | T | Pct | Pts | Ave | Opp | Ave | Diff | Home | Div | Conf |
| Budapest | 6 | 1 | 0 | 0.857 | 140 | 20 | 103 | 14.7 | 5.3 | 3 0 0 | 2 0 0 | 4 1 0 |
| Pickering | 3 | 4 | 0 | 0.429 | 156 | 22.3 | 145 | 20.7 | 1.6 | 2 2 0 | 1 1 0 | 2 3 0 |
| York | 3 | 4 | 0 | 0.429 | 102 | 14.6 | 110 | 15.7 | -1.1 | 2 2 0 | 1 1 0 | 2 3 0 |
| New Jersey | 1 | 6 | 0 | 0.143 | 113 | 16.1 | 167 | 23.9 | -7.7 | 1 2 0 | 0 2 0 | 1 4 0 |
| South | W | L | T | Pct | Pts | Ave | Opp | Ave | Diff | Home | Div | Conf |
| Aurora | 7 | 0 | 0 | 1.000 | 243 | 34.7 | 140 | 20 | 14.7 | 4 0 0 | 3 0 0 | 5 0 0 |
| Georgia | 3 | 4 | 0 | 0.429 | 120 | 17.1 | 142 | 20.3 | -3.1 | 2 1 0 | 2 1 0 | 3 2 0 |
| South Carolina | 3 | 4 | 0 | 0.429 | 111 | 15.9 | 132 | 18.9 | -3 | 3 0 0 | 1 2 0 | 2 3 0 |
| Toronto | 1 | 6 | 0 | 0.143 | 122 | 17.4 | 197 | 28.1 | -10.7 | 1 3 0 | 0 3 0 | 1 4 0 |

TOP PASSERS

| Rk | Player | Team | Att | Cmp | C% | Yards | In | I% | Lg | TD | TD% | Rate |
|----|----------------|------|-----|-----|------|-------|----|-----|----|----|------|-------|
| 1 | Mariota | BRX | 172 | 98 | 57 | 1476 | 1 | 0.6 | 86 | 14 | 8.1 | 110 |
| 2 | Ryan,M | AUR | 245 | 154 | 62.9 | 2117 | 5 | 2 | 68 | 18 | 7.3 | 106.5 |
| 3 | Smith,A | BRH | 251 | 156 | 62.2 | 1993 | 3 | 1.2 | 58 | 11 | 4.4 | 96.6 |
| 4 | Carr,D | VV | 166 | 95 | 57.2 | 1268 | 1 | 0.6 | 49 | 7 | 4.2 | 93.1 |
| 5 | Wilson,R | ICC | 196 | 113 | 57.7 | 1421 | 2 | 1 | 54 | 10 | 5.1 | 93.1 |
| 6 | Dalton | LAK | 228 | 135 | 59.2 | 1496 | 6 | 2.6 | 79 | 13 | 5.7 | 86.8 |
| 7 | Prescott | CHI | 228 | 145 | 63.6 | 1574 | 5 | 2.2 | 63 | 8 | 3.5 | 86.4 |
| 8 | Tannehill | TOR | 168 | 100 | 59.5 | 1206 | 5 | 3 | 56 | 7 | 4.2 | 83.1 |
| 9 | Palmer,C | TCT | 177 | 98 | 55.4 | 1035 | 4 | 2.3 | 55 | 10 | 5.6 | 82 |
| 10 | Brees | DTL | 228 | 130 | 57 | 1567 | 6 | 2.6 | 61 | 10 | 4.4 | 81.9 |
| 11 | Taylor,T | BUD | 185 | 106 | 57.3 | 1085 | 2 | 1.1 | 38 | 5 | 2.7 | 78.8 |
| 12 | Luck | MOH | 129 | 74 | 57.4 | 866 | 4 | 3.1 | 66 | 5 | 3.9 | 77.9 |
| 13 | Rivers | PIC | 197 | 105 | 53.3 | 1365 | 4 | 2 | 59 | 6 | 3 | 77.1 |
| 14 | Flacco | COW | 186 | 108 | 58.1 | 1129 | 5 | 2.7 | 54 | 7 | 3.8 | 77.1 |
| 15 | Bradford | NJ | 242 | 145 | 59.9 | 1200 | 6 | 2.5 | 58 | 9 | 3.7 | 74.7 |
| 16 | Cousins | SC | 268 | 151 | 56.3 | 1700 | 9 | 3.4 | 81 | 9 | 3.4 | 72.7 |
| 17 | Wentz | STC | 225 | 117 | 52 | 1326 | 5 | 2.2 | 57 | 8 | 3.6 | 72.6 |
| 18 | Winston,J | SS | 240 | 121 | 50.4 | 1435 | 6 | 2.5 | 60 | 9 | 3.8 | 71.1 |
| 19 | Rodgers,A | SBE | 220 | 113 | 51.4 | 1265 | 5 | 2.3 | 57 | 7 | 3.2 | 70 |
| 20 | Watson,D | CHP | 211 | 111 | 52.6 | 1195 | 9 | 4.3 | 82 | 8 | 3.8 | 64.4 |
| 21 | Roethlisberger | GEO | 290 | 149 | 51.4 | 1633 | 11 | 3.8 | 60 | 10 | 3.4 | 64.1 |
| 22 | Stafford | ERI | 228 | 113 | 49.6 | 1152 | 7 | 3.1 | 62 | 6 | 2.6 | 60.4 |
| 23 | Manning | SEA | 162 | 75 | 46.3 | 696 | 6 | 3.7 | 84 | 2 | 1.2 | 47.2 |
| 24 | Moore,M | TOR | 8 | 7 | 87.5 | 121 | 0 | 0 | 44 | 1 | 12.5 | 158.3 |
| 25 | Foles | BRX | 3 | 2 | 66.7 | 30 | 0 | 0 | 16 | 1 | 33.3 | 138.9 |

KICKOFF RETURNERS

| Rk | Player | Team | No | Yds | Ave | Lg | TD |
|----|------------|------|----|-----|------|-----|----|
| 1 | Drake | AUR | 12 | 505 | 42.1 | 99 | 2 |
| 2 | Lee,M | ICC | 13 | 477 | 36.7 | 101 | 2 |
| 3 | Huff | SEA | 30 | 913 | 30.4 | 109 | 3 |
| 4 | Patterson | MOH | 23 | 684 | 29.7 | 42 | 0 |
| 5 | Erickson | CHI | 19 | 563 | 29.6 | 77 | 0 |
| 6 | Smallwood | SS | 13 | 377 | 29 | 101 | 1 |
| 7 | Thomas,D | YOR | 9 | 251 | 27.9 | 34 | 0 |
| 8 | Richard | CHP | 21 | 576 | 27.4 | 54 | 0 |
| 9 | Whitehead | COW | 11 | 273 | 24.8 | 38 | 0 |
| 10 | Thompson,D | GEO | 18 | 445 | 24.7 | 62 | 0 |
| 11 | Weems,E | NJ | 16 | 390 | 24.4 | 40 | 0 |
| 12 | Harris,D | TOR | 13 | 316 | 24.3 | 35 | 0 |
| 13 | Tate,B | BUD | 10 | 241 | 24.1 | 47 | 0 |
| 14 | Peppers,J | ERI | 21 | 492 | 23.4 | 40 | 0 |
| 15 | Roberts,A | LAK | 15 | 350 | 23.3 | 60 | 0 |
| 16 | Smith-Schu | VV | 10 | 228 | 22.8 | 34 | 0 |
| 17 | Clement | SBE | 15 | 339 | 22.6 | 54 | 0 |
| 18 | Hill,T | TOR | 8 | 175 | 21.9 | 26 | 0 |
| 19 | Mariani | STC | 9 | 192 | 21.3 | 28 | 0 |
| 20 | Switzer | PIC | 8 | 151 | 18.9 | 50 | 0 |

PUNT RETURNERS

| Rk | Player | Team | No | Fc | Yds | Ave | Lg | TD |
|----|------------|------|----|----|-----|------|----|----|
| 1 | Jackson,A | STC | 15 | 5 | 183 | 12.2 | 87 | 1 |
| 2 | Lockett | ICC | 16 | 4 | 183 | 11.4 | 71 | 0 |
| 3 | Humphries | COW | 12 | 8 | 137 | 11.4 | 18 | 0 |
| 4 | Peppers,J | ERI | 19 | 8 | 191 | 10.1 | 74 | 1 |
| 5 | Brown,A | TCT | 21 | 10 | 182 | 8.7 | 27 | 0 |
| 6 | Ervin | VV | 9 | 6 | 72 | 8 | 14 | 0 |
| 7 | Sherels | BUD | 12 | 2 | 92 | 7.7 | 63 | 1 |
| 8 | Richard | CHP | 20 | 5 | 153 | 7.7 | 19 | 0 |
| 9 | Tate,B | BUD | 11 | 6 | 84 | 7.6 | 14 | 0 |
| 10 | Hester | MOH | 16 | 8 | 120 | 7.5 | 19 | 0 |
| 11 | Landry | GEO | 16 | 8 | 117 | 7.3 | 16 | 0 |
| 12 | Ginn Jr. | SC | 18 | 9 | 129 | 7.2 | 18 | 0 |
| 13 | Weems,E | NJ | 9 | 7 | 64 | 7.1 | 14 | 0 |
| 14 | Rogers,C | BRX | 16 | 8 | 113 | 7.1 | 17 | 0 |
| 15 | Beckham Jr | SS | 14 | 6 | 97 | 6.9 | 13 | 0 |
| 16 | Amendola | YOR | 20 | 7 | 134 | 6.7 | 15 | 0 |
| 17 | Roberts,A | LAK | 10 | 16 | 63 | 6.3 | 10 | 0 |
| 18 | Edelman | AUR | 11 | 4 | 69 | 6.3 | 11 | 0 |
| 19 | Royal | BRH | 21 | 7 | 127 | 6 | 83 | 1 |
| 20 | Hill,T | TOR | 15 | 3 | 89 | 5.9 | 19 | 0 |

| RUSHING LEADERS | | | | | | | | RECEIVING LEADERS | | | | | | | |
|-----------------|------------|------|-----|-----|-----|----|----|-------------------|------------|------|----|-----|------|----|----|
| Rk | Player | Team | Att | Yds | Ave | Lg | TD | Rk | Player | Team | No | Yds | Ave | Lg | TD |
| 1 | Howard,J | SBE | 173 | 879 | 5.1 | 44 | 4 | 1 | Diggs | BUD | 49 | 506 | 10.3 | 30 | 2 |
| 2 | Elliott,E | VV | 173 | 778 | 4.5 | 95 | 7 | 2 | Crabtree | NJ | 49 | 515 | 10.5 | 58 | 2 |
| 3 | Bell,L | LAK | 156 | 754 | 4.8 | 54 | 3 | 3 | Hopkins,D | BRH | 46 | 782 | 17 | 58 | 4 |
| 4 | Johnson,D | BUD | 153 | 733 | 4.8 | 36 | 2 | 4 | Jeffery | BRH | 44 | 632 | 14.4 | 46 | 2 |
| 5 | Ajayi | MOH | 159 | 699 | 4.4 | 53 | 3 | 5 | Landry | GEO | 44 | 481 | 10.9 | 35 | 4 |
| 6 | Crowell | NJ | 146 | 697 | 4.8 | 31 | 4 | 6 | Hilton | DTL | 43 | 789 | 18.3 | 61 | 5 |
| 7 | Freeman,D | PIC | 119 | 682 | 5.7 | 59 | 6 | 7 | Edelman | AUR | 42 | 607 | 14.5 | 68 | 7 |
| 8 | Fournette | BRX | 118 | 626 | 5.3 | 24 | 7 | 8 | Baldwin | SS | 41 | 525 | 12.8 | 60 | 3 |
| 9 | Murray,D | TOR | 157 | 564 | 3.6 | 39 | 5 | 9 | Brown,A | TCT | 40 | 564 | 14.1 | 45 | 7 |
| 10 | Hunt,K | SEA | 140 | 540 | 3.9 | 58 | 2 | 10 | Cooper,A | VV | 39 | 599 | 15.4 | 47 | 5 |
| 11 | Cook,D | STC | 106 | 510 | 4.8 | 32 | 3 | 11 | Adams,D | AUR | 38 | 761 | 20 | 53 | 8 |
| 12 | Hyde,C | DTL | 101 | 484 | 4.8 | 39 | 5 | 12 | Evans,M | COW | 37 | 517 | 14 | 54 | 4 |
| 13 | Blount | COW | 98 | 477 | 4.9 | 25 | 5 | 13 | Olsen | CHI | 36 | 438 | 12.2 | 63 | 2 |
| 14 | Gordon,M | TCT | 105 | 476 | 4.5 | 53 | 3 | 14 | Kerley | SC | 35 | 415 | 11.9 | 39 | 1 |
| 15 | Mathews,R | BRH | 83 | 464 | 5.6 | 23 | 6 | 15 | Davis,C | SC | 34 | 477 | 14 | 81 | 3 |
| 16 | McCaffrey | CHI | 100 | 463 | 4.6 | 34 | 1 | 16 | Fitzgerald | COW | 34 | 362 | 10.6 | 39 | 2 |
| 17 | Foreman,D | SS | 74 | 413 | 5.6 | 34 | 1 | 17 | Rudolph | AUR | 32 | 321 | 10 | 17 | 3 |
| 18 | Mariota | BRX | 47 | 413 | 8.8 | 43 | 4 | 18 | Nelson,J | ERI | 32 | 395 | 12.3 | 62 | 4 |
| 19 | Miller,L | CHP | 108 | 401 | 3.7 | 55 | 2 | 19 | Beckham Jr | SS | 32 | 446 | 13.9 | 42 | 3 |
| 20 | McCoy,L | GEO | 109 | 395 | 3.6 | 42 | 3 | 20 | Jackson,D | SBE | 31 | 439 | 14.2 | 32 | 2 |
| 21 | Henry,D | YOR | 88 | 354 | 4 | 22 | 3 | 21 | Snead | PIC | 30 | 503 | 16.8 | 59 | 2 |
| 22 | Ingram,M | VV | 72 | 346 | 4.8 | 55 | 4 | 22 | Thomas,D | BUD | 30 | 355 | 11.8 | 39 | 3 |
| 23 | Gore | STC | 101 | 336 | 3.3 | 18 | 2 | 23 | Lee,M | ICC | 30 | 504 | 16.8 | 54 | 5 |
| 24 | Montgomery | PIC | 52 | 321 | 6.2 | 27 | 3 | 24 | Wallace,M | ICC | 29 | 490 | 16.9 | 54 | 4 |
| 25 | Stewart | BRH | 64 | 321 | 5 | 21 | 3 | 25 | Bryant,D | CHP | 29 | 443 | 15.3 | 82 | 5 |

| INTERCEPTION LEADERS | | | | | | | SACK LEADERS | | | | TACKLE LEADERS | | | | |
|----------------------|------------|------|----|-----|------|----|--------------|----|------------|------|----------------|----|------------|------|-----|
| Rk | Player | Team | No | Yds | Ave | Lg | TD | Rk | Player | Team | No. | Rk | Player | Team | No. |
| 1 | Peters,M | SBE | 4 | 45 | 11.3 | 24 | 0 | 1 | Miller,V | YOR | 10 | 1 | Ogletree | ICC | 73 |
| 2 | Boddy-Calh | MOH | 3 | 120 | 40 | 44 | 2 | 2 | Bosa | ERI | 9 | 2 | Mack | SEA | 63 |
| 3 | Watt,T | COW | 3 | 116 | 38.7 | 53 | 1 | 3 | Morgan,D | SBE | 9 | 3 | Dansby | AUR | 59 |
| 4 | Collins,L | SBE | 3 | 56 | 18.7 | 51 | 1 | 4 | Flowers,T | ERI | 8 | 4 | Wagner,B | TCT | 55 |
| 5 | Demps | BRH | 3 | 31 | 10.3 | 14 | 0 | 5 | Ingram,M | VV | 7 | 5 | Kendricks | PIC | 53 |
| 6 | Worley | SS | 3 | 70 | 23.3 | 61 | 0 | 6 | Garrett,M | ERI | 7 | 6 | Vernon | SEA | 52 |
| 7 | Gay,W | YOR | 3 | 81 | 27 | 42 | 0 | 7 | Beasley Jr | GEO | 7 | 7 | Jones,D | SBE | 48 |
| 8 | LeBlanc | COW | 2 | 13 | 6.5 | 11 | 0 | 8 | Ogbah | BRX | 6 | 8 | Lee,S | LAK | 46 |
| 9 | Kirkpatric | SBE | 2 | 16 | 8 | 12 | 0 | 9 | Griffen | PIC | 6 | 9 | Timmons | YOR | 46 |
| 10 | Jones,D | SBE | 2 | 62 | 31 | 42 | 1 | 10 | Jenkins,Jo | STC | 6 | 10 | Alexander | TCT | 45 |
| 11 | Jenkins,J | BRH | 2 | 38 | 19 | 21 | 0 | 11 | Young,W | AUR | 6 | 11 | Foster,M | BRH | 45 |
| 12 | Rodgers-Cr | DTL | 2 | 34 | 17 | 34 | 0 | 12 | Hunter,D | TCT | 6 | 12 | Collins,J | CHP | 45 |
| 13 | Hall,L | CHP | 2 | 57 | 28.5 | 48 | 0 | 13 | Harrison,J | NJ | 5 | 13 | Butler,D | GEO | 45 |
| 14 | Collins,J | CHP | 2 | 21 | 10.5 | 21 | 0 | 14 | Buckner | PIC | 5 | 14 | Brown,Z | ERI | 44 |
| 15 | Brown,Z | ERI | 2 | 19 | 9.5 | 13 | 0 | 15 | Hughes,J | TCT | 5 | 15 | Jenkins,Jo | STC | 43 |
| 16 | Peppers,J | ERI | 2 | 0 | 0 | 0 | 0 | 16 | Harris,C | PIC | 5 | 16 | Cox,F | ICC | 43 |
| 17 | Maxwell,B | TCT | 2 | 47 | 23.5 | 47 | 0 | 17 | Atkins | YOR | 5 | 17 | Posluszny | SS | 43 |
| 18 | Hooker | VV | 2 | 84 | 42 | 53 | 1 | 18 | Donald | MOH | 5 | 18 | Bradham | TCT | 43 |
| 19 | Tabor | BUD | 2 | 35 | 17.5 | 35 | 1 | 19 | Kerrigan | COW | 5 | 19 | Johnson,D | NJ | 42 |
| 20 | Harrison,J | NJ | 2 | 21 | 10.5 | 21 | 0 | 20 | Campbell,C | BUD | 5 | 20 | Shaw,J | BRX | 42 |

| SCORING LEADERS | | | | | | | | | | | | | |
|-----------------|------------|------|----|----|-----|-----|-----|-----|----|----|-----|----|-----|
| Rk | Player | Team | FG | XP | 2Pt | Run | Rec | Int | KR | PR | Fmb | Sf | Tot |
| 1 | Lutz | AUR | 11 | 30 | 0 | 0 | 0 | 0 | 0 | 0 | 0 | 0 | 63 |
| 2 | Tucker | ICC | 11 | 19 | 0 | 0 | 0 | 0 | 0 | 0 | 0 | 0 | 52 |
| 3 | Succop | CHP | 12 | 16 | 0 | 0 | 0 | 0 | 0 | 0 | 0 | 0 | 52 |
| 4 | Mathews,R | BRH | 0 | 0 | 1 | 6 | 2 | 0 | 0 | 0 | 0 | 0 | 50 |
| 5 | Catanzaro | BRX | 8 | 25 | 0 | 0 | 0 | 0 | 0 | 0 | 0 | 0 | 49 |
| 6 | Folk | VV | 10 | 19 | 0 | 0 | 0 | 0 | 0 | 0 | 0 | 0 | 49 |
| 7 | Sturgis | PIC | 10 | 18 | 0 | 0 | 0 | 0 | 0 | 0 | 0 | 0 | 48 |
| 8 | Bailey,D | CHI | 10 | 18 | 0 | 0 | 0 | 0 | 0 | 0 | 0 | 0 | 48 |
| 9 | Elliott,E | VV | 0 | 0 | 0 | 7 | 1 | 0 | 0 | 0 | 0 | 0 | 48 |
| 10 | Adams,D | AUR | 0 | 0 | 0 | 0 | 8 | 0 | 0 | 0 | 0 | 0 | 48 |
| 11 | Crosby | SBE | 12 | 12 | 0 | 0 | 0 | 0 | 0 | 0 | 0 | 0 | 48 |
| 12 | Lee,M | ICC | 0 | 0 | 0 | 0 | 5 | 0 | 2 | 0 | 0 | 0 | 42 |
| 13 | Freeman,D | PIC | 0 | 0 | 0 | 6 | 1 | 0 | 0 | 0 | 0 | 0 | 42 |
| 14 | Edelman | AUR | 0 | 0 | 0 | 0 | 7 | 0 | 0 | 0 | 0 | 0 | 42 |
| 15 | Fournette | BRX | 0 | 0 | 0 | 7 | 0 | 0 | 0 | 0 | 0 | 0 | 42 |
| 16 | Brown,A | TCT | 0 | 0 | 0 | 0 | 7 | 0 | 0 | 0 | 0 | 0 | 42 |
| 17 | Gonzalez | TOR | 10 | 12 | 0 | 0 | 0 | 0 | 0 | 0 | 0 | 0 | 42 |
| 18 | Brown,J | BUD | 8 | 15 | 0 | 0 | 0 | 0 | 0 | 0 | 0 | 0 | 39 |
| 19 | Hauschka | STC | 8 | 13 | 0 | 0 | 0 | 0 | 0 | 0 | 0 | 0 | 37 |
| 20 | Janikowski | MOH | 8 | 13 | 0 | 0 | 0 | 0 | 0 | 0 | 0 | 0 | 37 |
| 21 | Hyde,C | DTL | 0 | 0 | 0 | 5 | 1 | 0 | 0 | 0 | 0 | 0 | 36 |
| 22 | Sanders,E | BRX | 0 | 0 | 0 | 0 | 6 | 0 | 0 | 0 | 0 | 0 | 36 |
| 23 | Myers,J | SC | 9 | 8 | 0 | 0 | 0 | 0 | 0 | 0 | 0 | 0 | 35 |
| 24 | Novak | COW | 7 | 14 | 0 | 0 | 0 | 0 | 0 | 0 | 0 | 0 | 35 |
| 25 | Santos | GEO | 8 | 10 | 0 | 0 | 0 | 0 | 0 | 0 | 0 | 0 | 34 |
| 26 | Parkey | BRH | 8 | 10 | 0 | 0 | 0 | 0 | 0 | 0 | 0 | 0 | 34 |
| 27 | Gano | YOR | 8 | 10 | 0 | 0 | 0 | 0 | 0 | 0 | 0 | 0 | 34 |
| 28 | Dawson | DTL | 5 | 18 | 0 | 0 | 0 | 0 | 0 | 0 | 0 | 0 | 33 |
| 29 | Vinatieri | SS | 6 | 14 | 0 | 0 | 0 | 0 | 0 | 0 | 0 | 0 | 32 |
| 30 | Murray,D | TOR | 0 | 0 | 1 | 5 | 0 | 0 | 0 | 0 | 0 | 0 | 32 |

| KICKING LEADERS | | | | | | | | | | PUNTING LEADERS | | | | | | | | | |
|-----------------|------------|------|-----|-----|------|----|----|----|-----|-----------------|------------|------|----|-------|----|----|----|----|------|
| Rk | Player | Team | FGA | FGM | FG% | 40 | 50 | Lg | Pts | Rk | Player | Team | No | Yards | Tb | 20 | Lg | Bk | Ave |
| 1 | Lutz | AUR | 13 | 11 | 84.6 | 3 | 0 | 48 | 63 | 1 | Lee,A | MOH | 33 | 1608 | 6 | 9 | 79 | 0 | 48.7 |
| 2 | Succop | CHP | 14 | 12 | 85.7 | 2 | 1 | 51 | 52 | 2 | Nortman | BRH | 33 | 1584 | 4 | 9 | 64 | 0 | 48 |
| 3 | Tucker | ICC | 15 | 11 | 73.3 | 7 | 4 | 56 | 52 | 3 | Huber | CHP | 33 | 1578 | 2 | 15 | 57 | 0 | 47.8 |
| 4 | Catanzaro | BRX | 9 | 8 | 88.9 | 1 | 0 | 41 | 49 | 4 | King,M | TOR | 39 | 1859 | 5 | 14 | 60 | 0 | 47.7 |
| 5 | Folk | VV | 11 | 10 | 90.9 | 3 | 1 | 50 | 49 | 5 | Lechler | STC | 36 | 1714 | 1 | 16 | 56 | 0 | 47.6 |
| 6 | Crosby | SBE | 14 | 12 | 85.7 | 3 | 2 | 54 | 48 | 6 | Jones,C | TCT | 47 | 2221 | 1 | 12 | 56 | 1 | 47.3 |
| 7 | Sturgis | PIC | 12 | 10 | 83.3 | 4 | 1 | 51 | 48 | 7 | Hekker | COW | 34 | 1597 | 0 | 16 | 65 | 0 | 47 |
| 8 | Bailey,D | CHI | 13 | 10 | 76.9 | 4 | 2 | 50 | 48 | 8 | Colquitt,B | SEA | 49 | 2254 | 1 | 14 | 64 | 0 | 46 |
| 9 | Gonzalez | TOR | 15 | 10 | 66.7 | 5 | 2 | 54 | 42 | 9 | Dixon,R | GEO | 42 | 1930 | 5 | 14 | 59 | 0 | 46 |
| 10 | Brown,J | BUD | 10 | 8 | 80 | 1 | 1 | 50 | 39 | 10 | O'Donnell | NJ | 45 | 2049 | 2 | 7 | 55 | 0 | 45.5 |
| 11 | Janikowski | MOH | 13 | 8 | 61.5 | 3 | 1 | 51 | 37 | 11 | Colquitt,D | SBE | 45 | 2022 | 8 | 21 | 57 | 0 | 44.9 |
| 12 | Hauschka | STC | 13 | 8 | 61.5 | 3 | 2 | 53 | 37 | 12 | Ryan,J | ERI | 40 | 1792 | 3 | 15 | 55 | 0 | 44.8 |
| 13 | Novak | COW | 8 | 7 | 87.5 | 2 | 1 | 51 | 35 | 13 | Pinion | CHI | 33 | 1468 | 4 | 11 | 59 | 0 | 44.5 |
| 14 | Myers,J | SC | 10 | 9 | 90 | 1 | 0 | 42 | 35 | 14 | Schmidt | SC | 43 | 1729 | 0 | 12 | 51 | 0 | 40.2 |
| 15 | Parkey | BRH | 8 | 8 | 100 | 1 | 0 | 40 | 34 | 15 | McAfee | BRX | 27 | 1332 | 7 | 9 | 57 | 0 | 49.3 |



FANTASY FREAKZ!

with
Arpin Plunderflunder

Week 8 Forecast

Week 7 Analysis

York Defence (16FP) and **Budapest Defence** (15FP) led a generally good week for defences. No team posted negative numbers and 8 teams rang up 10FP or more.

My Smart Play for Week 7, **David Johnson** (16FP), had a productive day in a defensive struggle against the Cubs.

In a year of lower passing numbers, either **Davante Adams** (22FP) or **Julian Edelman** (3FP) of Aurora are bound to produce on any given day in the **Matt Ryan** (15FP) led offence.

After slow starts, **Andy Dalton** (23FP) is starting to pay dividends in LA, while **Jameis Winston** (22FP) is beginning to justify the decision to keep him in Sebastian.

Nobody can remember **Russell Wilson** (6FP) ever posting a sub-10 FP game. This anomaly cost some top Fantasy Teams to tank this week.

Paul Perkins (22FP) and **Ty Montgomery** (20FP) were surprise starters and ranked no. 3 and no. 4 at RB this week, giving a surprise boost to the few owners who may have used them.

Who's Hot?

Kirk Cousins (SC)

27 of 43, 369yds 2TDs, **27FP**
Surprise top finisher in Week 7. Regs passing a lot lately and Cousins up to the task.

Jay Ajayi (MOH)

30 – 211, 1 TD, **27FP**
Dominant performance and more to come in new Mohave run-first scheme.

Mike Evans (COW)

7-109, 2 TDs, **23FP**
Scored the only two TDs in Cowtown win. Consistent output on shaky offence.

Who's Cold?

Eli Manning (SEA)

9 – 19, 62yds, 1INT, **1FP**
Did not think his numbers could go down from Week 6 but they did.

Melvin Gordon (TCT)

14-40, 0 TDs, **4FP**
Vanishing as a factor as the Triumph offence struggles to put points in the board.

Erieau Defence

24 Pts Allowed, 2 SKs, **2FP**
After a promising start it is starting to show the strain of propping up poor offence.

QUESTION OF THE WEEK

Should I start Kareem Hunt over Devonta Freeman seeing as Freeman's touches are way down? – Mitch (Macon, GA)

It must be nice to be in a league where you can keep both of these guys! Freeman is not getting the action a stud warrants and that has some people wondering if he's injured. Hunt will see action but he is a juicy target right now. Stick with Freeman – he will come around.

SMART
PLAY



Isaiah Crowell, RB (NJ). The most consistent producer on the Wrecking Balls will see extra time this week in a winnable game against the worst-ranked defence in the league.



AROUND THE



With Spats McChad

NEW YORK – I had been mulling plans to take Week 7 off and spend some time relaxing in the Adirondacks – a place I have never visited despite its renown and relative proximity to New York City – but then I came across **Peter Prince**'s latest pontifical rant, 'On Any Given Sunday' and felt the irresistible need to weigh in. The piece hails league-wide parity as the hallmark of excellence that distinguishes the EFL from one-power-wonders like the SFL and the pro-wrestling-style, scripted, burlesque quasi-football of the Tex-Mex League.

It is perhaps the ninth such parity-related piece Prince has written since training camp began (but who's counting?) and it comes on the heels of a feature essay by **Caleb Cogger** of 'EFL Magazine' entitled 'The Single-Season Dynasty,' in which he claims that EFL parity will cause so-called football dynasties to be measured in games as opposed to seasons. Cogger uses 2016 Gale Sayers finalists, Sebastian and Twin Cities, as prime examples of "Age of Parity Dynasties" – teams that dominate for a season then fade away as other "equally good teams" take center stage. Teams like the Florida Dragons are a relic of the past.

Whoa there, folks! I get it – teams' fortunes can change quickly in the salary-cap era when players' agents are more aggressive than ever trying to get their guy paid to the max before the tight window on the average football career slams shut. But that doesn't mean we will never see another Dragon-style dynasty. And where is the evidence that we are actually in an Age of Parity right now?

It is still too early to tell if there is actually something to this "parity" concept; or if it is the most talked-about mass delusional myth of 2017; or if it is the biggest marketing scam going. All I see is that, while Prince and other establishment hacks spew forth about parity, Aurora, Budapest, Scarborough and Bruxelles continue to dominate the competition and the only parity-like division races going seem to be shaping up in the West and the Central divisions, with the latter looking more like the Special Olympics of Football than a race between cutting edge equals. The only hint of parity I see is *fifteen* teams under-500, nine of which are 3-4; the absolute worst record to have in football because your fans know you're not likely to be going to the playoffs, but you aren't bad enough to get a prime draft pick. 3-4 is the embodiment of mediocrity.

Again, I stress, it is too early to tell. But the trend so far suggests that parity, if it exists, has created a mushy middle in the center of the league that has almost no influence on the teams will end up mattering come playoff time. While that is a parity of sorts, it is not the Parity Utopia of **Peter Prince** and **Caleb Cogger**. And need I remind everyone that Aurora has won 52 regular season games in 3 and almost-a-half seasons? Even if they've only won one Championship in that stretch, it looks like more than a one-season dynasty to me. Just saying.....

BULLETIN BOARD FAILS AS TRIUMPH MELTDOWN CONTINUES

From Opening Day 2012 at the Metrodome to the 2017 Week Seven re-match of the 2016 Championship Game at shiny new Wilhalla Stadium, **Guy Williams** has demanded respect. He expects his players to respect him, themselves, their opponents, the media, and the game of football. And because he expects, and gets, that respect, he also expects the rest of the football world to respect him and his team. When he doesn't get that respect – or feels he doesn't get it – he turns to "The Bulletin Board."

The team bulletin board in the Twin Cities locker room is a mandatory stop for all players, two times a day, every day. It is a one-stop center for the latest information the players need to know about their duties as members of the Triumph. Edged in light blue, hanging under a mahogany sign carved in gold with the words 'TRIUMPH PRIDE', the pastel yellow corkboard is barely visible underneath dozens of messages, posters, business cards, pictures, reports, new and important plays, virtually anything that can be pinned. There is, however, one blank area in the top right corner of the message board that is reserved for Coach **Guy Williams** and only him. Posted above that blank area is a bold message that reads: **'WHO DISRESPECTS YOU!'** It is not a question; it is a statement.

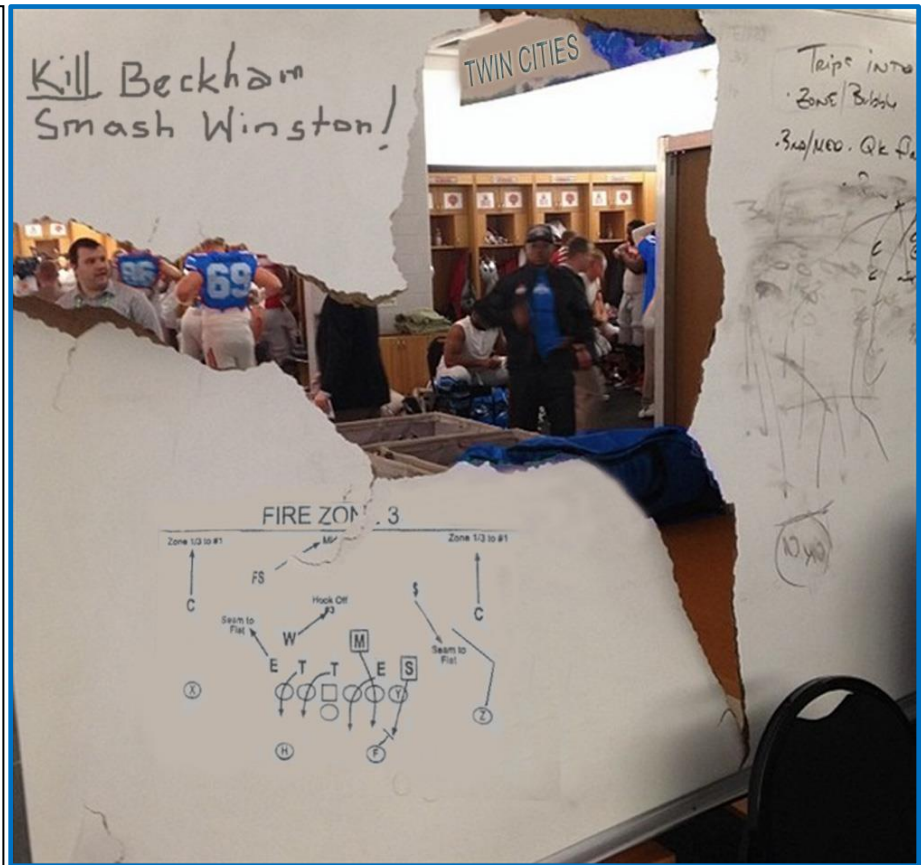
This is the spot where the coach will draw his players' attention to a disrespectful article, statement or tweet aimed at the Triumph. Since all Triumph players, particularly those drafted as rookies by the team, are thoroughly indoctrinated in the dogma of 'Respect First' and trained, using sophisticated behavioural modification methods, to respond with zero tolerance to any perceived lack of respect, the messages and articles posted on the **'WHO DISRESPECTS YOU!'** area of the bulletin board have the effect of waving a red flag at an angry bull. Coach Williams is aware of the formidable power of this section of the bulletin board, and is careful not to post something every week, for fear of burning out his players. But occasionally, something

so egregiously disrespectful is written or said about the Triumph, that a remedy is demanded in the form of severely punishing an opponent on the football field.

The power of the board is a team legend. It is said that the board has never failed to deliver a victory in the approximately dozen times it has been used in the 5+ years the Triumph have been in existence. This is hard for outsiders to verify, as talk of the board is not encouraged, out of concern that speaking of it will cause its power to wane.

But there have been times when its use has been confirmed: as in the reputedly very first time, in 2013, when Coach Williams posted a nationally syndicated column that ridiculed the 2-4 Triumph offence heading into a Week Seven game against the 4-2 Patriots. The official Vegas line favoured the Pats by 8 points, which was another sore point for the proud Triumph coach, whose team was coming around after a slow start. A copy of the column, the official Vegas odds, and a hand-written note from **Guy Williams** that read: "Teach these assholes to respect you!" was posted in the top right corner of the board.

Sure enough, the Triumph came out swinging. Its battered offensive line, which could only field four linemen, blocked like a cattle car in paving the way for over 400 yards of offence in a



A whiteboard stands smashed in the center of the Twin Cities locker room after the Triumph dropped a 20-6 decision to the Swordfish. **Guy Williams**, fueled by *Maker's Mark*, went on a rampage in the locker room after the game.

38-35 overtime victory on the road at Patriot Place. The victory caught local and national the media by surprise and provoked a rare public display of irritation from Charleswood coach, **Jason Findlay**, who came as close as you can get to a fineable offence by indulging in thinly veiled criticism of the referees in his post-game press conference.

As the Triumph got better and media were slow to realize this fact, the bulletin board was used more. It was credited with an assist in a Week Thirteen victory over Virden in 2014, an important divisional match-up in which one prominent odds-maker and prognosticator had predicted the Triumph defence would "wither" under the aerial bombardment of **Matt Stafford**. The article, the official Vegas line showing Virden as 2-point favourites, and a hand-written note from **Guy Williams** that read: "Show this jerk wither he can stick his column!" was posted on the bulletin board.

Sure enough, the Triumph defence played with uncommon ferocity that day, forcing four turnovers in a 31-7 shelling of the Violators that both kept the Triumph in the hunt for the East Division title and raised eyebrows in the sports media.

And so, the pattern went. For the most part, the board was used wisely. But like all powerful things it was occasionally abused. The team drew near universal criticism, accused of exhibiting the very disrespect it claimed to abhor, for the way it administered a 43-7 drubbing of expansion St. Charles in Week Two of its Championship season in 2016. **Guy Williams** knew he had a great team under him heading into the season, but pundits did not all agree, with many believing that it was merely a "very good team with a shot." His prickly sensitivity to his team's image caused him to overreact to a Vegas line that had the Triumph favoured by "only" 6 points and a St. Charles newspaper headline that implied victory was possible for the Chargers. A copy of the headline, the official Vegas odds, and a hand-written note from Guy Williams that read: *Las Vegas thinks you're pussies! Are you?* was posted in the designated space.

Of course, the great undefeated Triumph of 2016 easily dismantled the neophyte Chargers that day, but rubbed it in mercilessly by going for every 4th down and running up the score. It earned the enmity of the Charger coach and stained the reputation of Coach Williams and his team. It was a black mark in the history of the bulletin board, but not one that diminished its awesome power.

The bulletin board's crowning achievement, of course, came in the 10th EFL Championship Game. Despite having not lost all season, a preponderance of pundits predicted a Sebastian victory in the final and the official Vegas line had the Triumph favoured by "only" 1 point – the minimum permissible for an undefeated team. The bulletin board came with the team to Canton and was hung up in the entrance to the Triumph training facility. Two days before the big game, a list of columnists who had predicted a Sebastian victory, the official Vegas odds, and a hand-written note from **Guy Williams** that read: "0 losses = zero respect!" was posted on the appropriate space on the board. I don't have to recount what happened that day. The Triumph, despite facing its toughest competition of the year, willed its way to victory and a perfect season in front of "a Football World that had doubted."

Flash forward to the week leading up to Twin Cities' long anticipated re-match against the team they had beaten at Canton:

The 2-4 Triumph had been struggling, having lost two-in-a-row in humiliating fashion. But despite having looked very bad in their 4 losses, the mainstream media remained steadfast in believing the Triumph's struggles were due to a slow start born of an emotional dip from the highest highs of 2016. The media had been bamboozled by the Triumph's perfect season and almost to a man were all-in with Guy Williams' team in 2017. If any team had been garnering mean-spirited disrespect, it had been Sebastian. Also at 2-4, the Fish had been much more harshly judged in their fall and their quarterback subjected to ridicule, even on his good days.

His pride punctured by his team's all-around horrible start, **Guy Williams** focused glumly on the game plan for Sebastian. He was at a loss to explain his team's poor play. It brought him no comfort that Sebastian was also struggling – they would be hungry for revenge after their loss in the Championship and looking to prove that this year's team was no pushover, as many had predicted they would be. He dabbled with different formations, different personnel, he reviewed the team's meal plan to ensure there was enough meat and fibre in the diet, he consulted an online psychic; in effect, he tried everything and none of it brought him confidence in victory. Then his assistant coach brought him a special-teams play for approval to be posted in the bulletin board.

The light went on. *The Bulletin Board!* he thought, as the light bulb beamed brightly inside his head. That's it!

But with scant derogatory column material to post, no offensive tweets, and a message of deep respect from the Sebastian coach, **Russ Lemmon** in a *North America Today* article, all Coach Williams had was the starkly realistic but deeply offensive Vegas line favoring the Swordfish by a field goal. The Vegas line along with a hand-written note that read: *"They aren't saying it but you know they're all thinking it. No respect!"* was posted on the team's bulletin board in the appropriate space.

It is not known what individual players thought of the coach's message of outrage, posted provocatively in the most sacred section of the bulletin board, but judging from the team's performance in Week Seven it had not had the usual effect on them. Perhaps they were numb from all the losses, or perhaps they sensed that their coach's anger was born more of desperation than legitimate offence, or perhaps they had stopped caring all that much.

Whatever the reason, they seemed to surrender to panic and confusion after **Jameis Winston** connected with **Doug Baldwin** on a long hitch for a stunning 60-yard touchdown to open the scoring. The disarray of their opponent was disconcerting to the Swordfish as well, and the two former Conference Champs felt each other out clumsily for most of the next three quarters with the Swordfish carrying a 10-0 lead into the 4th quarter. It took a dump-off under pressure that back-up running back **James White** turned into a 55-yard touchdown to get the Triumph on the scoreboard finally, with just 4:40 left. But, in a sign that it would not be the Triumph's day, **Roberto Aguayo** missed the extra point and then the Triumph failed to recover the ensuing onside kick, setting up an **Adam Vinatieri** field goal that extended the Swordfish lead to 13-7. Poetically for Sebastian, **Odell Beckham Jr.**, who had been contained with ruthless efficiency in the 2016 final, had the last say at the 1:54 mark, turning a short hitch into a 37-yard TD.

Final: Sebastian 20, Twin Cities 6. The Triumph had dropped their fifth game of the season and their first ever at Wilhalla Stadium. But if that wasn't bad enough, the realization that the 'Bulletin Board' had failed was too much for **Guy Williams** to bear. He locked himself in his office and came out 15 minutes later to preside over a deranged press conference in which he blamed "unseen forces" for his team's misfortunes. Assuming he meant the referees, iconic New York Times columnist, "**Red**" **Brown**, in Minneapolis to do a feature on the 2016 EFL finalists one year later, prodded the agitated Triumph coach to say as much. But, to his surprise, Williams vehemently denied that he meant the referees. He went on:

"It's them, you see – the Silver Ones. They don't want me to succeed. It was never in their interest! Now they want their revenge because I outsmarted them. I saw them coming and I had a plan," his voice rose, his eyes widened, and his words came out more rapidly. *"Now they've stolen our protection and now they're going to kill us with their eyes! Their big black almond-shaped eyes! They see my thoughts....they see your thoughts! Run! Run!"*

And with that, Coach Williams abandoned the press conference and tore through his team's locker facilities, reportedly smashing a white board in the dressing room, throwing around some chairs, overturning the post-game buffet table, and hurling the team's bulletin board down the hall before he was finally subdued, frothing at the mouth, by **Bobby Wagner** and **Jurrell Casey**. It is said that they held him with great difficulty for over 20 minutes while he struggled and hurled curses that nobody understood, such as "dodgast," "blind me!" "goofer dust," and "bangle duds." He called Wagner "a bloody yaldson!" Wagner said later that **Marshawn Lynch**, (before he went artsy in Erieau), had been easier to tackle than their diminutive head coach.

Finally, Williams' breathing began to slow, his muscles slackened and the glaze over his eyes cleared. He reportedly looked up with tired surprise at the two players sitting on him and inquired, *"hey guys! What's going on?"*

What prompted this unprecedented violent rampage? The empty 26-ouncer of *Maker's Mark* whisky on Williams' office desk told part of the story. His wife, who came to drive him home, filled in the rest. *"Now, Guy, did 'Wee Willie' come out to play again?"* she asked, referring to the ghost of Guy's ancestor, Captain **William "Wee Willie" Williams**, the pathologically violent World War I ace fighter pilot who had a taste for loose women, strong liquor, and believed in his drunkenest moments that he was being hunted by a mysterious race of silver beings who were jealous of his flying skills.

"Yes, I believe he did," Williams replied, his head bowed in shame, as he got in the car and went home.

MVSW AWARD

If the Aurora Mustangs wind up doing the incredible and gallop through a historically unprecedented second perfect regular season, the glory will most likely be spread between **Matt Ryan**, **Davante Adams**, **Julian Edelman** and a no-name but legendary Aurora Defence

that found a way to dominate without **JJ Watt** in the line-up. Very few will place utility running back and kick returner **Kenyan Drake** in the same company. Yet after watching the Mustangs last three victories, including this week's surprise 4th quarter comeback victory over Brooklin, there is no doubt in my mind who the leading candidate is for *Most Valuable Secret Weapon*.

It has not been as easy as it sometimes has looked for the Mustangs this year. In Week Two they survived a tense brawl with York, prevailing 23-20 on a last second field goal by **Wil Lutz**. When the Excaliburs tied that game at 20 with 2:05 remaining, **Rich Liotta** broke the emergency glass of the booth on the Aurora sideline that contained a fully-charged **Kenyan Drake** and pointed to the field. Drake raced out and returned the ensuing kickoff 30 yards then carried the ball 3 times for 39 yards on the game-winning drive that followed. Mission accomplished, Drake was cleaned, fed, and placed back in the booth.

Drake saw limited action in victories over Bruxelles and Durham; the Mustangs were never in serious trouble in either of those games, but Drake needed to be "run a bit" so he was let out for a few touches. But facing a division rival in Week Four, Liotta wanted to ensure the Gladiators did not get any life at all. He inserted Drake in the special-teams line-up at the start of the game and the move paid off when he returned a first quarter kickoff 96 yards for a touchdown to give the Horses a 14-3 lead. The shock to the Gladiators' system allowed the Mustangs to weather back-to-back **Matt Ryan** interceptions in the 2nd quarter. Aurora went on to win the game 31-15.

In Week Six against South Carolina, what appeared at first to be an easy trot in the park for the Mustangs turned into a real horse race, with the Regulators coming back from down 17-0 to tie the game at 17 in the 3rd quarter. A loss to the Regulators could not be tolerated. A resolute **Rich Liotta** pulled the switch that activated the alarm in the Quiet Room in the Aurora lockers where Drake was resting peacefully in the belief he would not be called upon in this game. He responded with alacrity, running onto the field just in time to field the kickoff and return it 66 yards to the South Carolina 35. Frustrated that he had not made it into the end zone, he stayed in the game and took a pitch 14 more yards to the Regs' 21. Five plays later **Matt Ryan** snuck across the goal line to put the Regs in front 24-17. They never looked back.

This week, on the road in Brooklin, it appeared for a while as if the Mustangs had finally met their match. Trailing 34-24 to the Hawks after a 14-yard hitch from **Alex Smith** was corralled in the end zone by **Rob Gronkowski** early in the 4th quarter, Liotta faced the prospect of having to pass under pressure against ball-hawking shutdown corners **Janoris Jenkins** and **Brent Grimes**. He turned to Drake, who had already been parachuted onto the field early when it had become clear that the Hawks were not going to lie down for the Mustangs. Fatigue would be a factor, but Liotta ignored that and spoke to his secret weapon: "*we need you here Kenyan.*" Drake did not disappoint. He returned the following kickoff 99 yards for a touchdown, to bring his team within a field goal. It was the turning point. The Hawks were deflated and the Mustangs were able to mix in the run to move the ball. With the special light on his helmet flashing, signifying that his powers were waning, Drake was inserted in the line-up to finish off a grueling drive that had reached the Brooklin 5 from the Aurora 8. It took him two tries, but Drake dug deep and broke the plane of the end zone for the eventual game-winning score.

There are other secret weapons out there and I will cover them at times as the season progresses. But the most dangerous secret weapon of all – bar none – is Aurora's **Kenyan Drake**.

AROUND THE EFL

Viriden turned just 173 yards of net offence into a 17-12 victory at Bluffs Stadium. The Violators were, for the most part, stymied on offence against the brutally tough Scarborough defence. But a laser beam from **Derek Carr** on 3rd & long to a streaking **Amari Cooper** over the middle, with the Blue Eagles double-covering **Ezekiel Elliott** and **Eric Ebron** on the play, went for 47 yards and a TD to give Viriden a 7-3 lead in the first quarter. They added another TD in the second quarter with the help of 2 pass interference penalties on **Dre' Kirkpatrick** and an encroachment penalty on **Solomon Thomas**. The Blue Eagles appear to be slipping back into the 'finding-ways-to-lose' pattern that has been the hallmark of the **Chris Dickinson** Era. Despite over 400 yards of offence they were unable to score a touchdown. Getting in to Viriden territory was not the problem – but finishing certainly was. Unfortunately for the once again under-siege **Aaron Rodgers**, the memory Blue Eagles fans are taking away from this game is that of the Scarborough pivot missing on 4 straight pass attempts inside the Viriden 30-yard line with 1:50 remaining in the 4th quarter and their team trailing 17-12. A review of 'Total 22' shows he was under pressure on three of those throws. But the fans don't care about that. Rodgers' reputation as a champion, built a very long time ago and seldom reinforced since, demands that he perform the occasional miracle under pressure. With a 62.9 QB rating in the 4th quarter, we're still waiting for that to happen this year.

The Week Seven game that the network touted as a "Championship Preview" turned out to be a dud. If Budapest surviving a 17-10 hair-pulling pillow fight at Joe Ferguson Stadium against the Cubs is a sign of what is to come in the EFL Final this year, count me out of a trip to idyllic Camelot to witness it in person. There are a couple of interesting things to note from this game, however. One was the startlingly crummy display of "championship" quarterbacking put on by **Russell Wilson**. The Cubs' offence never penetrated the North Stars' red zone. The prospective MVP was not so much "out-played" by **Tyrod Taylor**, as much as he fell far short of Taylor's level – which was of a kind we have come to expect from the Budapest QB: the kind that puts his team in a position to win, as opposed to him winning the game for his team. The offensive hero of the day was **Jordan Reed**, who racked up 129 yards in 7 catches, two-thirds of his team's total passing yards and caught a touchdown. The other notable thing was the gutsy call by **Darrin Jones** with the game scoreless late in the 1st quarter. Facing 4th & 2 at the Cubs' 45, punter **Tress Way** threw a pass to a wide-open Reed for 38 yards to set up the first touchdown. Contrasted with the vanilla play-calling of his opposing Deron, this was the difference in the game.

BUG THE BOOKIE!

JIMMY THE GEEK GIVES YOU HIS PICKS FOR
WEEK EIGHT EFL ACTION

Your source for fantasy and on-line betting solutions



RECORD VS THE SPREAD AFTER WEEK 7:

46-35-3

Jimmy's WEEK EIGHT PICKS

BROOKLIN @ VIRDEN (line – HAWKS by 1)

INJURIES: Brooklin – Quintin Demps (PROBABLE), Vontaze Burfict (OUT), Eddie Royal (OUT); Virден – Lane Johnson (OUT), Evan Mathis (OUT), Jared Odrick (OUT), Caraun Reid (OUT), Perry Riley Jr., (OUT), Chance Warmack (OUT).

Brooklin was less hungry than its opponents in back-to-back losses; the offence stalled against the Knights and the defence buckled in the clutch against Aurora. They are now 2 games behind a seemingly unstoppable Bombers team and need to re-establish themselves more than a theoretical favourite, where losses can be rationalized due to a mistaken belief that their competition will falter. They are fairly healthy and outgun a newly confident first-place Virден team buoyed by a 3-game win streak. Derek Carr and Amari Cooper have some magic going and the running game remains a threat even with injuries to the line. The Hawks' defence will be a stern test of Virден's synchronicity, however. Expect a big play and ball control to carry the day. **PICK: BROOKLIN**

MOHAVE @ ERIEAU (line – HELLFIRE by 2)

INJURIES: Mohave – Derek Barnett (PROBABLE), Kevin Johnson (OUT), Nick Mangold (OUT); Erieau – Joey Bosa (PROBABLE), Pharoh Cooper (OUT), John Greco (OUT), Justin Houston (OUT), Niles Paul (OUT).

After an impressive (for them) start, the Cadillac have down-shifted to a lower gear and are in danger of being run off the road. The problem is no secret: the offence is less than 200 yards and 15 points away from being Seattle-bad thanks to a now invisible Matthew Stafford-to-Jordy Nelson connection that teams are finding too easy to game plan for. This non-connection means that an unstable Kenny Britt and a creaky Vernon Davis are carrying the load through the air. No wonder the offence is crashing. The Hellfire may have found the secret to protecting Andrew Luck: give the ball to Jay Ajayi. The luckless Hellfire QB did little, but did it well, due to the Regs' focus on Ajayi, who rushed for 211 yards. Against a strong Erieau pass rush eagerly awaiting the probable return of Joey Bosa, expect more of the same here. **PICK: MOHAVE**

TWIN CITIES @ ST. CHARLES (line – CHARGERS by 6)

INJURIES: Twin Cities – Tyler Eifert (OUT), Joel Bitonio (OUT), Darius Slay (OUT); St. Charles – Dalvin Cook (PROBABLE), Morris Claiborne (OUT).

The Triumph burned me badly last week and have forced me to do a complete re-evaluation. This replaces the complete re-evaluations I did after they were shutout at Cowtown in Week 5 and mauled by the Pats in Week 6. Mystifyingly, the 2016 Champions may simply be bad this year, for reasons that go beyond a rapidly ageing Carson Palmer. Melvin Gordon has decent numbers, but he is no Doug Martin. Teams have caught on to Antonio Brown and are letting him run free much less. The offensive line play has been horrendous. So why am I about to stubbornly pick them on the road against a plucky Chargers team capable of making one pay for taking them lightly? The Triumph D will be too much for Carson Wentz to handle. **PICK: TWIN CITIES**

CHARLESWOOD @ BRUXELLES (line – BOMBERS by 6)

INJURIES: Charleswood – Demarcus Lawrence (PROBABLE), Cameron Heyward, (OUT), Harlan Miller (OUT), Desmond Trufant (OUT), Sammy Watkins (OUT); Bruxelles – Donte Moncrief (PROBABLE), Jarrad Davis (QUESTIONABLE), Bud Dupree (OUT), Matt Kalil (OUT), Jack Mewhort (OUT), Jason Verrett (OUT), Dede Westbrook (OUT).

Can anyone stop Marcus Mariota and the Bombers? Perhaps, but we have yet to see that team. Not only does Bruxelles move the ball in big chunks and score a lot, they rarely turn the ball over. That simple fact goes far to explain the play of the defence, which has been respectable and well above its pay grade thanks to favourable field position and the frequent necessity for opponents to play uphill against it. The Patriots' defence will be in the Bombers' crosshairs this week. It is a defence that, when healthy, has the

talent to challenge Mariota's free access to opposing end zones. But injuries to key personnel mean that the best they can likely hope for is to slow the Bombers down. The Pats' QB play has been doleful and is not expected to improve here. **PICK: BRUXELLES**

IOWA CITY @ CHINO (line – CONVICTS by 4)

INJURIES: Iowa City – Vince Biegel (OUT), Khari Lee (OUT), Lee Smith (OUT), JC Tretter (OUT), Jared Veldheer (OUT); Chino – AJ Green (OUT), Sheldon Rankins (OUT).

The Convicts are coming off a quality win on the road in which they unveiled another new weapon in the run game, Rob Kelley. Chino is loaded at running back and that will be an advantage against the Cubs' league worst run defence in yards-per-game allowed. This is partly a function of teams being reluctant to air it out against the ball-hawking Cubs' secondary, but Dak Prescott has confidence in his main target, Greg Olsen to get open when needed. Russell Wilson saved his worst for Budapest last week. The uncharacteristically poor performance can likely be written off to a bad day. But he will need to rebound here if the Cubs are to reassert their claim to being the grizzlies of the West Division. Justin Tucker will win it in the final frame. **PICK: IOWA CITY**

DURHAM @ SEBASTIAN (line – THUNDER LIZARDS by 1)

INJURIES: Durham –Jalen Collins (QUESTIONABLE), Elvis Dumervil (DOUBTFUL), Terron Armstead (OUT), Quan Bray (OUT), Kam Chancellor (OUT), Eric Decker (OUT), KJ Dillon (OUT), Eddie Goldman (OUT), Geno Smith (OUT), Kevin White (OUT); Sebastian – CJ Anderson (OUT), Arik Armstead (OUT), Mike Pouncey (OUT), Justin Pugh (OUT), Shariff Floyd (IR).

The power of reputation has the struggling Thunder Lizards as favourites on the road against a surprisingly resilient Swordfish team finding its way the past two weeks with Jameis Winston at the helm. Reputation, as well as the cold fact that most of the match-ups favour the Lizards in this one despite a slew of injuries on both sides of the ball. The key to a Swordfish upset will simply be whether Winston can get the ball into the hands of Odell Beckham Jr and Doug Baldwin on a semi-regular basis. They will be able to run against the unsteady Durham D-line, but sustaining a grind will be difficult without CJ Anderson in the line-up. For Durham it boils down to Drew Brees making the plays he used to make in his sleep. As nerve-racking as he is, bet on Brees. **PICK: DURHAM**

COWTOWN @ SCARBOROUGH (line – BLUE EAGLES by 6)

INJURIES: Cowtown – Jahleel Addae (OUT), Marcell Dareus (OUT), Julius Thomas (OUT); TJ Watt (OUT); Scarborough – Josh Hill (DOUBTFUL), La'el Collins (OUT), Ryan Kalil (OUT), Charles Sims (OUT).

Had this game been scheduled in Week Three I would not have hesitated to lay down the mortgage money on Scarborough. But a rebounding defence and a steadier Corn Kings' offence of late has me at least hesitating. Still, this could get ugly quickly if Joe Flacco finds Marcus Peters and Landon Collins instead of Larry Fitzgerald and Mike Evans. The wildcard that could balance out the Cowtown offence/Scarborough defence mismatch is Aaron Rodgers, who is long overdue for a decent game, having thrown just 1 TD pass in his last four. With 3 defensive starters out for the Cows, expect Rodgers to return to better form. **PICK: SCARBOROUGH**

BUDAPEST @ AURORA (line – MUSTANGS by 8)

INJURIES: Budapest – TJ Lang (DOUBTFUL), Jaye Howard (OUT), Brian Hoyer (OUT), Kyle Long (OUT); Aurora – NaVorro Bowman (OUT).

Here it is – the game of the week! Or, as some are calling it, the game of the year. The two most dominant teams in the Atlantic Conference square off in a contest that will likely decide home field advantage in the playoffs and set the tone for a possible future showdown in the post-season. The stakes are high and neither team is the kind to choke under the pressure. The line is big for a game of this magnitude, but the Mustangs are only missing NaVorro Bowman and enjoy the home field while the North Stars enter missing two starters on the O-line. The Budapest defence has been effective if not flashy. Cameron Jordan is still without a sack, but his 16 QB pressures are good for 2nd overall. Pressure will be the key to stopping the Mustangs passing attack, as Matt Ryan has demonstrated that he will slice up any secondary without it. The question mark is Tyrod Taylor. Can he be relied on to make enough plays if this game evolves into a shootout like every other Aurora game? I'm not willing to bet that he won't. **PICK: BUDAPEST**

PICKERING @ GEORGIA (line – SPARTANS by 1)

INJURIES: Pickering – Marcus Maye (QUESTIONABLE), Tyvon Branch (OUT); Georgia – None.

Both teams are 3-4 but that is where the similarities end. That the Glads have won 3 games is a minor miracle considering the third-rate play of their once star QB, Ben Roethlisberger and the cascading negative effect this is having on running back, LeSean McCoy. With none of their weapons firing consistently, Georgia games often devolve into a disorderly brawl where the other team ends up on top. But this week they host a slightly more talented Pickering team weighed down by a confidence-shaking three-game losing streak. It is likely no coincidence that Devonta Freeman has been held to under 100 yards and has averaged just 11 carries a game in those three losses. While he left last week's game early due to injury, his lack of presence in the game plan the previous two weeks is a bit

of a mystery. They need to get Freeman going here to take advantage of a very winnable match-up. **PICK: PICKERING**

SOUTH CAROLINA @ YORK (line – REGULATORS by 2)

INJURIES: South Carolina – Ameer Abdullah (OUT), Keenan Allen (OUT), Ladarius Green (OUT), Luke Kuechly (OUT); **York** – Giovanni Bernard (OUT), Brandon Flowers (OUT), Eddie Lacy (OUT), DeAndre Levy (OUT).

In another battle of 3-4 teams the Regulators appear at first glance to have the advantage. That is due to the stronger-than-expected play of the defence with Luke Kuechly out of the line-up, and the generally woeful state of the York offence. Tom Brady returned under center last week and guided his team to a predicted win over Seattle. He did it without much run support, something he will find much less easy to do against the Regs. Kirk Cousins is establishing himself as one of the more prolific passers in the league, but this is not something fans want. It is the product of having no go-to running back and being behind in the score a lot. I am in the uncomfortable position of not wanting to bet on either of these teams, but I'll go with home field and the QB. **PICK: YORK**

TORONTO @ NEW JERSEY (line – WOLVERINES by 2)

INJURIES: Toronto – Craig Mager (OUT), Danny Trevathan (OUT), Halapoulivaat Vaitai (OUT), Aaron Williams (OUT), Eric Wood (OUT); **New Jersey** – Will Fuller V (QUESTIONABLE), Xavier Cooper (DOUBTFUL), Derrick Johnson (OUT), Keanu Neal (OUT), Vince Wilfork (OUT).

My head keeps screaming that New Jersey should not be this bad but my gut is insistent that they are. Toronto is having the exact opposite effect on my football sense, with my head in full agreement with their record while my gut tells me they should have won more games. When two luckless 1-6 teams slug it out, who knows what will happen – apart from the coach who wants it more getting screwed by a bad bounce or a freakish career performance by a normally obscure opponent he hadn't game-planned for? If fundamentals have any bearing at all, the Wrecking Balls should win outright on their home turf. But with 3 starters out on defence, Will Fuller questionable and Sam Bradford being Sam Bradford, a 2nd Toronto win is very possible. **PICK: TORONTO**

SEATTLE @ LOS ANGELES (line – KNIGHTS by 6)

INJURIES: Seattle – Jelani Jenkins (OUT), Luke Joeckel (OUT), Derek Newton (OUT), Scooby Wright III (IR); **Los Angeles** – Michael Bennett (OUT), Reshad Jones (OUT).

When a team is 1-6, last in offence and about to play one of the toughest defences in the league in its home park, it is hard to come up with a viable game plan that does not include introducing a virus in the locker room that causes all of the other team's players to come down with a nasty seasonal flu. With no better ideas, the Pilots come hoping that the rare intestinal disorder that struck down Le'Veon Bell before LA's game against New Jersey last week affects the rest of the team – particularly the front seven of the defence, the group primarily responsible for clamping down on Seattle's only proven offensive weapon, Kareem Hunt. The Pilots defence – better than its stats – has a chance to slow down the improving but still somewhat stilted LA offence, especially if Bell remains out of the game. But let's face it: Seattle really does need a Knights' flu to have a hope. **PICK: LOS ANGELES**



CHANNEL
ANCIENT HISTORY
CHANNEL
PRESENTS

This Week in EFL History
With Professor
Sterling Smitherman

FROM THE EFL ARCHIVES – It was in Week Seven of the 2011 EFL season that pundits across the continent finally recognized the undefeated LA Knights as a major force in the Pacific-Atlantic Conference. It took a 19-13 win over the Scarborough Blue Eagles (still referred to as Dragons by some) to earn that respect. But having finally earned it, cynics expected that soon they would lose it; because the Knights had often looked dangerous for periods but had never had the staying power to remain dangerous. How wrong those so-called experts would prove to be....

At the same time, *Clay Matthews* was emerging as

the most fearsome of Death Valley's '*Fearsome Foursome*' – the most menacing linebacking corps in the league – after he registered 4 sacks against the Mustangs. Considering that *Ray Lewis* and *DeMarcus Ware* were also part of this group, being called "most fearsome" was quite a rare honour.

The surreal surge of the Corn Kings continued with a 38-6 thumping of the Violators. Virden was not considered much of a threat in 2011, but they were not considered a total patsy either. The experts wrote off the beating to *Joe Flacco* (leading the league in passer rating) being exceptionally "hot" at the moment. The inevitable crash would come soon, they assured us. How wrong those experts would prove to be....

The Cubs nearly pulled off a comeback for the ages by scoring 22 points in 5 minutes to shrink a 25-point Gwinnett lead to 3 in the 4th quarter. A nervous Gladiator home crowd cheered as if a championship had been won when *LeSean McCoy* recovered the Cub's onside kick attempt with 0:27 left, allowing the Glads to hold on for a nervous 28-25 win. The postgame highlights focused on the crazy final 5 minutes of the game and made only passing reference to the still-standing league record 7 field goals by Gwinnett's *Josh Brown* that day.